

ANNUAL REPORT FOR THE DETROIT CONTINUUM OF CARE

January - December 2021



HOMELESS ACTION NETWORK OF DETROIT



STATE OF HOMELESSNESS



TABLE OF CONTENTS

EXECUTIVE SUMMARY	4
HOMELESSNESS IN DETROIT - OVERALL PICTURE	5
COVID-19 RESPONSE.....	6
HOUSING SURGE	7
AGENCY SPOTLIGHT: YOUTH ACTION BOARD (YAB)	9
COORDINATED ASSESSMENT MODEL (CAM) IN THE DETROIT COC: 2021 REVIEW ..	10
CHRONICALLY HOMELESS	12
SENIORS 55+	13
SINGLE ADULTS 25+	14
UNACCOMPANIED YOUTH 18-24.....	15
UNACCOMPANIED YOUTH (UNDER 18).....	16
FAMILIES (ADULT HEAD OF HOUSEHOLD 25+)	17
FAMILIES OF PARENTING YOUTH (18 - 24)	18
VETERANS ANNUAL REPORT 2021.....	19
CHANGES IN HOMELESSNESS.....	20
3 YEAR DATA COMPARISON	21
RACIAL EQUITY	22
SYSTEM PERFORMANCE MEASURES	23
MEASURE #1: LENGTH OF TIME HOMELESS	24
MEASURE #2: RETURNS TO HOMELESSNESS.....	24
MEASURE #7: PERMANENT HOUSING PLACEMENTS	25
COMPARISON TO NATIONAL DATA	26
2021 ACCOMPLISHMENTS.....	28
PERMANENT SUPPORTIVE HOUSING OUTCOMES.....	28
RAPID RE-HOUSING.....	28
TRANSITIONAL HOUSING	29
EMERGENCY SHELTER.....	29
STREET OUTREACH.....	30
PERMANENT SUPPORTIVE HOUSING.....	31
RAPID REHOUSING 2021 OVERVIEW	32
CONTINUUM OF CARE FUNDING FOR HOMELESS SERVICES.....	33
APPENDICES.....	35
HOMELESS ACTION NETWORK OF DETROIT (HAND)	35
WHAT IS HMIS	36
AGENCIES USING THE HMIS.....	37
THE DETROIT CONTINUUM OF CARE.....	38
COC ACRONYM DEFINITIONS	40
STRUCTURE OF THE DETROIT COC.....	44
WHO MAKES UP THE DETROIT COC	45
HOW SOMEONE FLOWS THROUGH THE DETROIT COC.....	46

EXECUTIVE SUMMARY

While still navigating the COVID-19 pandemic, 2021 gave our community an opportunity to actualize our new vision grounded in equity. We celebrated the incorporation of the Youth Advisors Board (YAB), a dynamic group of youth and young adults who were or are currently experiencing homelessness, as a formal CoC Committee. With the inclusion of the YAB and the Detroit Advisors Group, our CoC has prioritized elevating the voices of those who experience homelessness in all aspects of decision-making.

Similarly, we remained committed to our vision by engaging in work related to racial equity. We dug into our data to understand the ways that race could be impacting housing opportunities and outcomes. We also joined a statewide racial equity initiative under the leadership of the Michigan State Housing Development Authority and C4 Innovates.

After braving a pandemic, it is refreshing to know that our community is not afraid of trying new things to help those experiencing homelessness. In 2021, we tested new strategies in housing through events such as the Housing Surge. As we saw a tightening housing market during the pandemic, the Housing Surge aimed to increase the availability of housing units in the private market by partnering with landlords. We are thankful for the positive reception of the event by landlords, service providers, and potential residents.

Lastly, we celebrated some other successes in 2021, including a downtrend in overall homelessness (down 2% since 2020), while acknowledging the need to provide more assistance to adults and children in families who saw 26 and 11 percent increases in homelessness, respectively.

OUR WORK IS NOT FINISHED UNTIL OUR VISION IS REALIZED.

The Detroit Continuum of Care's vision is a collective response to prevent and end homelessness, grounded in racial equity, where:

- The system is led by people who have experienced homelessness and who reflect the community
- Members of the community rarely experience homelessness, and when they do, it's for a short time and only once
- Homelessness and housing priorities are intentionally aligned for housing security
- Housing and services are rooted in dignity

HOMELESSNESS IN DETROIT - OVERALL PICTURE

The data contained within this report was collected during the 2021 calendar year through the Michigan Statewide Homeless Information System (MSHMIS).

Client Characteristics	*Overall Homeless	Single Adults (25+)	Unaccomp. Youth (Singles 18-24)	Unaccomp. Youth (under 18)	Parenting Youth	Adults in Families	Children in Families	Seniors	Chronic
	5,687	3,454	481	22	136	519	1,115	1,383	1,120
Male	61%	73%	52%	5%	12%	18%	50%	78%	69%
Female	39%	27%	45%	95%	88%	82%	50%	22%	30%
Other (Transgender/ Non-binary or No single gender, (including questioning, transgender, genderfluid, agender, culturally specific gender)	<1%	<1%	3%	-	-	<1%	<1%	<1%	1%
Age 0-4	8%	-	-	-	-	-	43%	-	<1%
Age 5-10	7%	-	-	-	-	-	35%	-	<1%
Age 11-14	3%	-	-	-	-	-	15%	-	<1%
Age 15-17	2%	-	-	100%	-	-	7%	-	<1%
Age 18-24	11%	-	100%	-	100%	-	-	-	8%
Age 25-34	17%	19%	-	-	-	60%	-	-	15%
Age 35-44	14%	19%	-	-	-	28%	-	-	15%
Age 45-54	14%	22%	-	-	-	10%	-	-	21%
Age 55-64	18%	29%	-	-	-	2%	-	74%	32%
Age 65+	6%	11%	-	-	-	<1%	-	26%	8%
Average Age	45	49	20	16	21	34	6	61	50
African American	84%	82%	88%	73%	96%	90%	92%	83%	82%
White	11%	14%	9%	23%	2%	7%	3%	13%	14%
Other	5%	4%	3%	4%	2%	3%	5%	4%	4%
Disabling Conditions	37%	51%	35%	64%	27%	25%	3%	59%	100%

*Overall numbers are unduplicated numbers. 40 persons were reported in more than one sub-population category during the year.

COVID-19 RESPONSE

The Detroit CoC continued its collaboration with various local and state agencies to address ongoing COVID-19 issues to mitigate the risks of outbreaks in the homeless community and the agencies that serve them. The 2020 annual report detailed the actions the CoC took initially. The adaptations were broken into six categories. The CoC's pandemic response continued throughout 2020. Below is an update on the CoC's actions in 2021:

1 POLICIES & PROCEDURES

- In 2020, COVID-19 policies and guidance were developed for all CoC programs. Particular attention and support were given to congregate living facilities due to the high risk for outbreak. Verbal and written guidance continued into 2021 – being adapted based upon the newest information and federal direction.

2 ISOLATION SHELTER

- In 2020, the City of Detroit, in partnership with DHD, opened an isolation shelter for clients displaying COVID-19 symptoms and clients that tested positive for COVID-19 to mitigate the spread of the virus in congregate settings. In 2021, the management of this shelter was transferred from DHD to a local provider – Detroit Rescue Mission Ministries.

3 HEALTH SCREENINGS & TESTING STRATEGY

- A rotating schedule of COVID-19 testing for congregate living facilities and drop-in day centers began in 2020 and was continued throughout 2021. The CoC partnered with both the city and the state to implement this testing. Congregate facilities were also encouraged to continue their regular health screenings for all clients within their program.

4 CENTRALIZING SUPPLIES & FUNDING

- The City of Detroit and HAND continued to engage donors throughout 2021 to secure the equipment needed to keep our facilities clean and safe. Over the year, providers

continued to receive thousands of needed supplies from gloves, masks, gowns, hand sanitizer, various disinfectant agents, and thermometers.

5 COMMUNICATION & COLLABORATION:

- Collaboration remained a critical element for ongoing pandemic response in 2021. The CoC continued its commitment to regular communication with providers and the public. This allowed for the quick implementation of necessary changes and the space to troubleshoot issues as they arose. While frequency lessened, both the CoC-Wide Webinars and COVID-19 Data Reports continued in 2021.

6 VACCINATIONS:

- Throughout 2021, the CoC hosted frequent vaccination clinics at various shelters and congregate facilities. Similar to the local strategy for testing, the City of Detroit and the CoC developed a vaccination schedule to ensure that all clients at all facilities were given regular, no-barrier opportunities for COVID-19 vaccines.

- The CoC was also awarded a grant to enhance vaccine data collection in the homeless community. Data collection staff collaborated with health care providers and shelter/day center administrators to schedule clinics and to ensure shelter residents and other homeless patrons vaccine information was entered in the HMIS system.

- As of December 2021, 8.6% of the homeless community in the HMIS was vaccinated. Efforts are planned to address vaccine hesitancy in 2022.

7 CERA:

- In January 2021, the CoC was awarded COVID-19 Emergency Rental Assistance Program (CERA) funds. CERA provides rental and utility (electric, gas, water, and internet) assistance for eligible renter households in Detroit, Hamtramck, and Highland Park so that they retain their housing stability.

HOUSING SURGE

The Housing Surge event was a response to the growing concern of landlords being unwilling to lease their units to homeless and vulnerable populations. The initial goal of the Detroit Housing Surge was to create leasing opportunities for a minimum of 100 clients who were pulled for Housing Choice Vouchers (HCVs). Due to the challenges of landlords' inability to hold units until the event and the requirement of having units inspected, the event evolved into an informational session where clients could receive assistance with their voucher status, conduct a search on unit availability, and apply for housing opportunities. In addition to housing opportunities, other vendors included educational, workforce, and medical resources.

COMMUNITY PARTNERS

The Housing Surge event was held on November 17, 2021, at the NOAH Project. Community partners sponsoring the event were:

- City of Detroit Housing and Revitalization Department
- Gleaners
- Detroit At Work
- Central City Integrated Health
- Michigan Department of Health and Human Services
- Brilliant Detroit
- United Community Housing Coalition
- Detroit Agency on Aging
- McGregor Fund
- Southwest Solutions

OUTCOMES

Over 250 homeless consumers were in attendance. Clients were able to access one-to-one assistance with HCV applications, access resources to education, medical and workforce resources, receive a hot meal, participate in raffles, and receive the COVID 19 vaccination or flu shot at the various vendor tables. Detailed outcomes include the following:

- 73 attendees received one-to-one housing search assistance, 40 (55%) had active entries in the shelter system. These clients were able to check their HCV status, search for units and submit housing applications onsite.
- Community and Home Supports conducted and scheduled 13 new intakes, five rapid re-housing (RRH) intakes, and three outreach intakes.
- 32 attendees signed up for Detroit at Work resources.
- 30 attendees signed up for legal assistance with Lakeshore Legal Aid
- 30 attendees signed up for Gleaners food resources
- 6 attendees signed up for MDHHS resources
- 90 vaccines were distributed (COVID-19 and flu numbers combined)
- 389 winter items were distributed (gloves, hats, socks, etc.)

LESSONS LEARNED

As with any piloted event, certain takeaways arose from the aftermath of the Housing Surge event. Sponsors were motivated to see that the marketing had produced more consumers than they had anticipated. This brought on ideas for further planning for larger groups, more detailed training for housing staff, and better navigation for clients who were not homeless seeking services. Systematically, the City of Detroit plans to use this event to find solutions on better communication between case management and landlord engagement, develop streamlining processes to assist clients with accessing available units more quickly, and embedding supportive services represented at the surge into the homeless system.





AGENCY SPOTLIGHT: YOUTH ACTION BOARD (YAB)

The Detroit CoC's Youth Action Board (YAB), staffed by the Detroit Phoenix Center and recently added as an official committee, is this year's highlighted entity. This group of youth devoted time, energy, and vulnerability to applying for and implementing the Youth Homelessness Demonstration Program (YHDP).

The Detroit Phoenix Center provides critical resources, wrap around support, and a safe, nurturing environment to youth who are transitioning out of homelessness and poverty. The YAB is an interagency group of young leaders with lived experience of homelessness and/or foster care with a mission to eliminate youth homelessness in Detroit. They work to inform the public about homelessness, identify and work to eliminate barriers to housing, and advocate for increased resources to transition youth, ages 16-25, who are unstably housed. These youth are committed to using their lived experiences to inform policymakers, service-providers, and community-members on youth engagement practices and strategies to prevent and end youth homelessness. This group, as well as staff at the Detroit Phoenix Center, were instrumental in creating a youth centered YHDP process.

From June through December, youth helped apply for and plan for this new grant and series of programs, which inserts \$5.7 million into the

Detroit community to address and end youth homelessness. Individuals in this group began working on the YHDP application in the summer of 2021. After notification of the application's acceptance, a seven-month planning process ensued from October 2021 to April 2022, during which the Coordinated Community Plan (CCP) was created.

Wanting to create an inclusive applying and planning process for this program, the youth fully delivered in showing up in all spaces and contributing to all aspects of the process, often attending as many as four meetings a week to move the process along. These meetings often required youth testimony and placing youth back into their experiences of trauma, which highlighted their selflessness, emotional intelligence, and maturity. Without their constant selfless acts, our YHDP process would not have been as informed as it is today.

Every conversation with the youth was full of inspiration, knowledge, and creativity. They have inserted their voices into every part of this process, and all outcomes have improved as a result. The YAB has truly made YHDP an inclusive, important, and inspiring process, earning the spot as the highlighted agency for their true devotion to unwavering Detroit.



COORDINATED ASSESSMENT MODEL (CAM) IN THE DETROIT CoC: 2021 REVIEW

In 2021, the Coordinated Entry (CE) system in Detroit, known locally as the Coordinated Assessment Model (CAM), continued to implement and function under the CAM 2.0 model.

KEY DATA POINTS SUMMARY

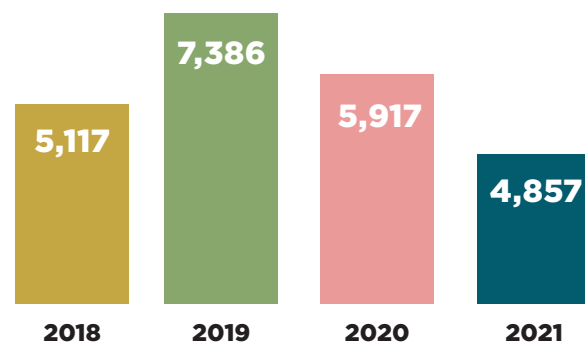
CAM continued in primarily a phone-based model until August 2, 2021, when CAM started a hybrid set-up with in-person services in addition to phone services. On November 24, 2021, CAM suspended in-person services due to rising COVID case and was in a phone-based set-up for the remainder of the year.

- CAM staff had **22,151** total engagements with households, an average of **32** engagements per day. While CAM engaged significantly more households over the phone than in person, intakes actually decreased as engagements increased.
- CAM staff conducted **8,069** total intakes in 2021, an average of **32** intakes per day
- CAM staff made a total of **2,066** diversions in 2021, an average of **8** per day
- CAM staff made a total of **4,857** referrals to shelter in 2021, an average of **20** per day

Total shelter referrals decreased by 25% from 2020. This decrease is the primary reason the overall number of intakes (excluding overflow) decreased in 2021.

Note: Coordinated Entry/CAM referrals in 2020 do not include the following program types: Veteran Housing Projects (VASH, SSVF, GPD TH, Piquette PSH) and HOPWA.

TOTAL ANNUAL SHELTER REFERRALS



The referrals made to permanent housing programs also decreased slightly from 2020-2021

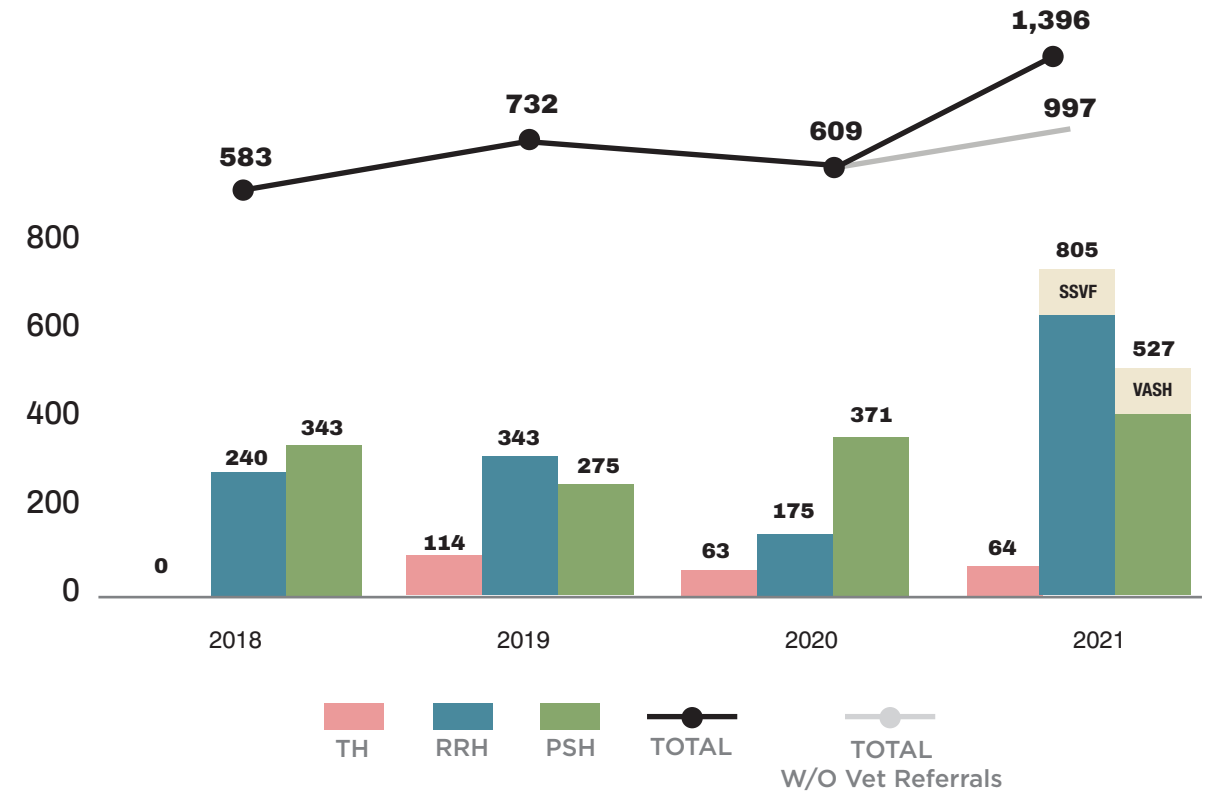


DEFINITIONS:

“Engagements” are counted each time CAM Intake Staff interacts with a household. This includes in-person visits and connected calls.

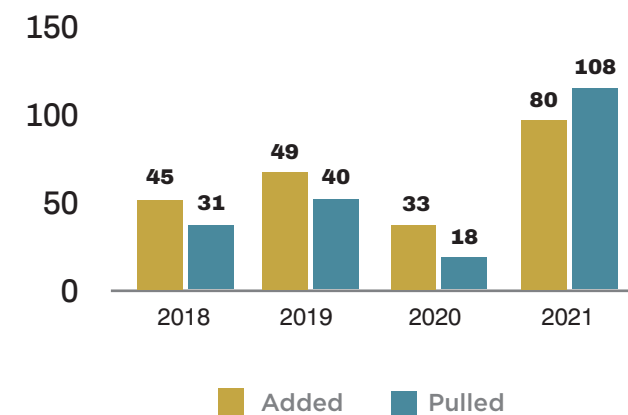
“Intakes” are counted as each time a household is seeking shelter and CAM either diverted the household to a safe place to stay or referred the household to shelter.

HOUSING REFERRALS 2018-2021

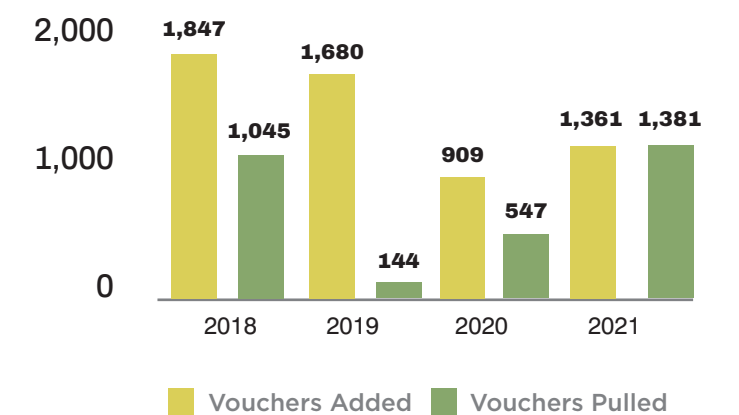


CAM added 1,361 households to the Homeless Preferences- Housing Choice Voucher (HCV) and/or Emergency Housing Voucher (EHV) waiting list in 2021, and 1,381 households were pulled for a voucher. These numbers significantly increased from 2020 but due to the current housing market, households found difficulty securing housing even with a voucher.

MOVING UP VOUCHERS PULLED



HCVS PULLED





CHRONICALLY HOMELESS

Over the course of 2021, a total of **1,120** people were identified as being chronically homeless.

A person is considered chronically homeless if they have been diagnosed with a long-term disabling condition and have been homeless 4 or more times in the past 3 years, or have been or has been homeless one year continuously, with that disabling condition. A family is also considered chronically homeless if one or more household members meet the requirements of the definition above. These individuals and families are often prioritized for intensive housing and supportive services, as they have significant barriers to housing, such as poor rental histories, no income, untreated mental health and/or substance abuse issues, chronic physical health concerns, unemployment, and more.

20% of our overall homeless population are chronically homeless

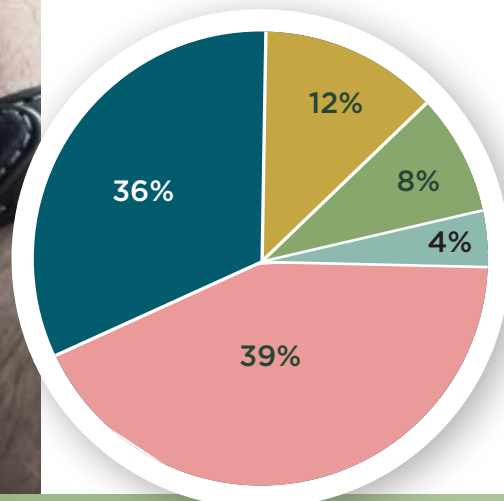
69% of the chronically homeless population are male

40% of the chronically homeless are seniors 55+

36% of the chronically homeless population exited to Permanent Housing (PH) in 2021. Of that:

74% were exited with subsidy &
26% were exited without subsidy

A total of **803** chronically homeless individuals exited during 2021



EXIT DESTINATIONS

- Exit to Temporary Housing
- Exit to Other/Missing
- Exit to Institution
- Exit to Homelessness
- Exit to Permanent Housing



SENIORS 55+

Over the course of 2021, a total of **1,383** seniors age 55+ experienced homelessness.

Seniors age 55+ represent **24%** of our total homeless

74% of the seniors experiencing homelessness in the Detroit CoC are under the age of 65

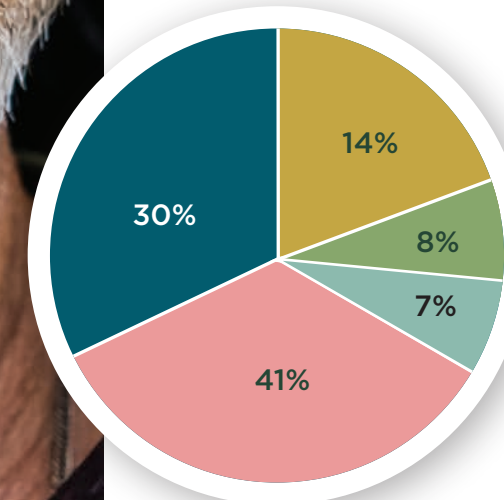
78% of the seniors experiencing homelessness are male

59% of the seniors experiencing homelessness had a disabling condition

30% of the Seniors ages 55+ population exited to Permanent Housing (PH) in 2021. Of that:

65% were exited with subsidy &
35% were exited without subsidy

A total of **1,138** seniors ages 55+ exited during 2021



EXIT DESTINATIONS

- Exit to Temporary Housing
- Exit to Other/Missing
- Exit to Institution
- Exit to Homelessness
- Exit to Permanent Housing



SINGLE ADULTS 25+

Over the course of 2021, a total of **3,454** single adults 25+ experienced homelessness.

Single adults 25+ make up **61%** of our overall homeless population

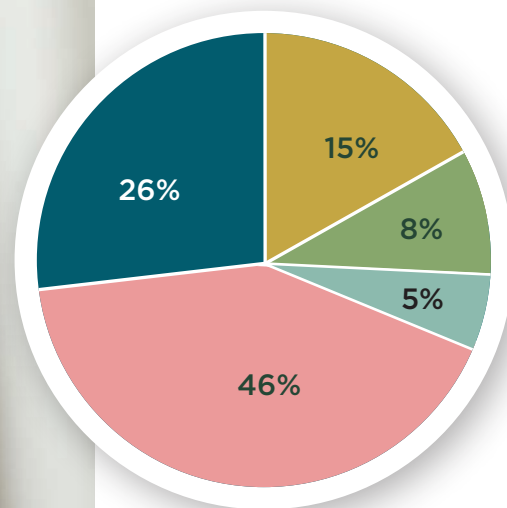
73% of the single adults 25+ experiencing homelessness are male

51% of the single adults 25+ experiencing homelessness had a disabling condition

26% of the single adults 25+ exited to Permanent Housing (PH) in 2021. Of that:


57% were exited with subsidy & **43%** were exited without subsidy

A total of **2,819** single adults 25+ exited during 2021



EXIT DESTINATIONS

- Exit to Temporary Housing
- Exit to Other/Missing
- Exit to Institution
- Exit to Homelessness
- Exit to Permanent Housing



UNACCOMPANIED YOUTH 18-24

Over the course of 2021, a total of **481** youth 18-24 experienced homelessness.

Youth 18-24 make up **8%** of our overall homeless population

52% of youth 18-24 experiencing homelessness are male

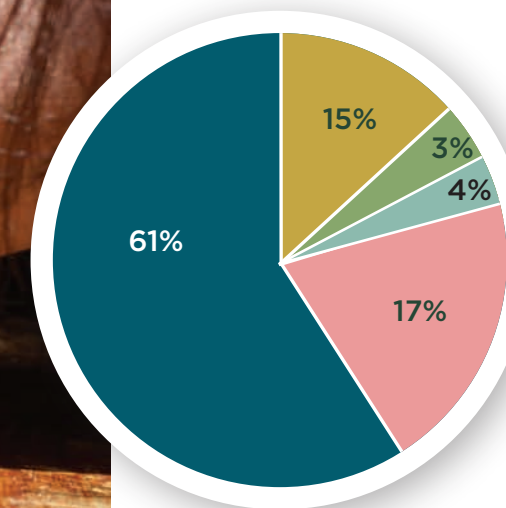
45% are female

3% fall into other categories such as transgender or non-conforming

61% of the Youth 18-24 exited to Permanent Housing (PH) in 2021. Of that:

30% were exited with subsidy & **70%** were exited without subsidy

A total of **398** youth 18-24 exited during 2021



EXIT DESTINATIONS

- Exit to Temporary Housing
- Exit to Other/Missing
- Exit to Institution
- Exit to Homelessness
- Exit to Permanent Housing



UNACCOMPANIED YOUTH (UNDER 18)

Over the course of 2021, a total of **22** unaccompanied youth under the age of 18 experienced homelessness

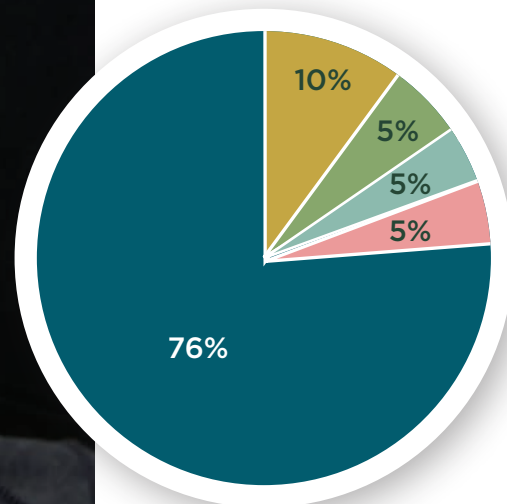
Unaccompanied youth under 18 make up less than **1%** of the overall homeless population.

95% of the unaccompanied youth experiencing homelessness are female

76% of the Unaccompanied Youth (Under 18) exited to Permanent Housing (PH) in 2021. Of that:

6% were exited with subsidy & **94%** were exited without subsidy

A total of **22** unaccompanied youth under 18 exited during 2021



EXIT DESTINATIONS

- Exit to Temporary Housing
- Exit to Other/Missing
- Exit to Institution
- Exit to Homelessness
- Exit to Permanent Housing



FAMILIES (ADULT HEAD OF HOUSEHOLD 25+)

Over the course of 2021, a total of **519** households with at least one minor child experienced homelessness.

Individuals in families, with an adult head of household, make up **26%** of our overall homeless population

82% of the **519 Adults in Families** experiencing homelessness are female

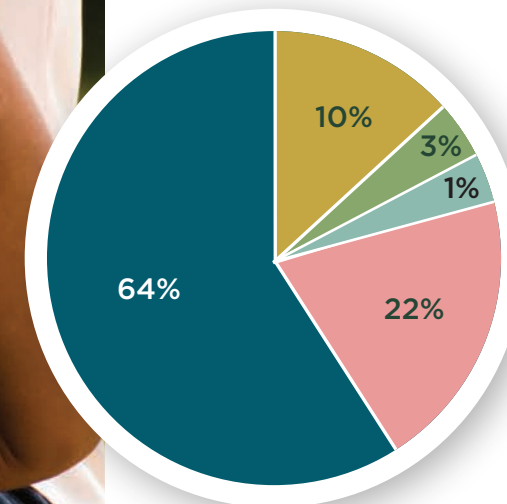
50% of the **935 Children in Families** experiencing homelessness are female

50% are male

64% of households with children exited to Permanent Housing (PH) in 2021. Of that:

57% were exited with subsidy & **43%** were exited without subsidy

A total of **2,819** families exited during 2021



EXIT DESTINATIONS

- Exit to Temporary Housing
- Exit to Other/Missing
- Exit to Institution
- Exit to Homelessness
- Exit to Permanent Housing



FAMILIES OF PARENTING YOUTH (18 - 24)

Over the course of 2021, a total of **136** families with parents between the ages of 18 and 24 and at least one minor child, experienced homelessness.

Individuals in parenting youth households make up **6%** of our overall homeless population

88% of the **136** parenting youth experiencing homelessness are female

50% of the **180** children in parenting youth households experiencing homelessness are female

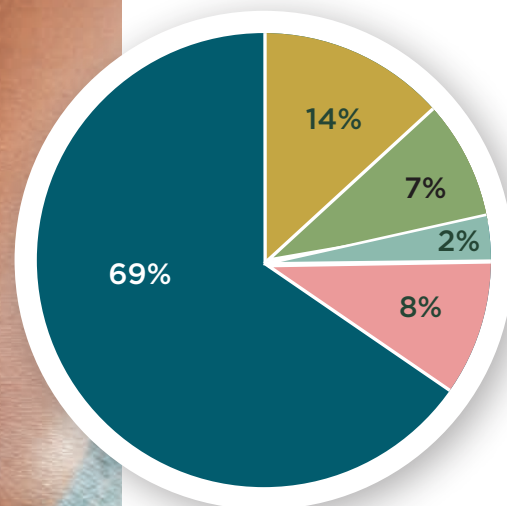
50% are male

69% of households with children exited to Permanent Housing (PH) in 2021. Of that:

67% were exited with subsidy &

33% were exited without subsidy

A total of **88** families exited during 2021



EXIT DESTINATIONS

- Exit to Temporary Housing
- Exit to Other/Missing
- Exit to Institution
- Exit to Homelessness
- Exit to Permanent Housing



VETERANS ANNUAL REPORT 2021

- **Veterans Permanently Housed:** Total of 241 Housed in 2021*
- **Total HUD VASH Veterans Housed:** 100
- **Total SSVF Veterans Housed:** 48 SWS; 48 VOA; 7 DNEM
- **Inflow 205/Outflow 283****
- **Prevention services provided by SSVF:** 173

In 2021, Detroit reduced Veteran homelessness from 165 to 148. We saw a significantly lower number of Veterans experiencing homelessness in 2021 (165 to 148) vs. those in 2020 (252 to 170). As new resources come online in 2022, we expect Veteran homeless numbers to continue to decrease significantly.

VETERAN COORDINATED ENTRY SYSTEM MERGED WITH CAM:

- To ensure Veterans receive the opportunity to have access to all homeless services and streamline our processes, the Veteran Coordinated Entry System merged with the Coordinated Assessment Model (CAM)
- Engage homeless individuals who do not consider themselves Veterans but are eligible for Veteran permanent housing resources & VHA medical care
- Increased collaboration between the community and Veteran providers
- Increased diversion and prevention

VETERAN BY NAME LIST INTEGRATED INTO HMIS:

- Ability to run HMIS reports
- Better ability to manage data and make system improvements based on data outcomes
- New ability to create visual representation of the data through Tableau

DRMM GPD CONVERSION TO PERMANENT HOUSING

- Moving forward with converting 61 units to affordable housing.
- Veteran preference
- Once completed, all referrals will go through CAM

SSVF

- Shallow Subsidy funded for all SSVF providers, 2-year program paying up to 50% of eligible Veteran rent. Eligibility for Shallow Subsidy is determined for Veterans who are actively participating in the Rapid Rehousing program
- SSVF funded Health Care Navigator and Legal Services for grantees

HUD VASH

- VASH closed 2021 with:
 - Housing more than 80% of veterans within 90 days
 - An estimated 80% of voucher utilization
 - An estimated 90% of discharges were designated as positive discharges
- VASH coordinated virtual landlord fairs in 2021; every two months educating potential new landlords of the benefits of VASH. (VASH welcomes any contact for additional landlords interested in attending)

*Includes HUD VASH, SSVF, and other permanent housing placements

** Data pulled from Built for Zero Dashboard; Inflow: All Veterans entering the system (becoming active on the BNL), Outflow: All Veterans exiting the system (becoming inactive on the BNL)

CHANGES IN HOMELESSNESS

During 2021, there was a total of 5,687 people experiencing homelessness. As we have shown in previous Annual reports, this number has decreased consistently over the years. Since the start of the fiscal year 2019, we have seen a 28% decrease in the number of people experiencing homelessness.

During the year, the COVID Emergency Rental Assistance (CERA) program processed 9778 applications and distributed over \$81.5 million in financial assistance to help prevent the residents of the Detroit CoC (Detroit, Hamtramck, and Highland Park) from becoming homeless.

However, the overall homeless count from 2020 to 2021 shows us that there was only a 2% decrease compared to 2019 to 2020 comparison where there was a 26% decrease in overall homelessness. While efforts to decrease the number of homeless have been on a downward trend, the COVID-19 pandemic continued to drastically affect our constituents and CoC providers in 2021.

A decrease in available units to move people into due to eviction moratoriums, 90-day stay limits lifted, allowing clients to participate in programs longer, as well as other pandemic-related factors that slowed affected persons' movement into housing.

Another factor to consider regarding the significant change from the previous year's comparison is that shelters that previously had to lower capacity to be more in line with COVID-19 safety measures were able to increase capacity by 15% which allowed more participants to be served.

These are indicators that our community is beginning to right-size and that over the next year, homeless numbers are likely to increase.

3 YEAR DATA COMPARISON

The table below shows a comparison of homeless data over the past three years.

COMPARISONS	2019	2020	CHANGE 2019-2020	2021	CHANGE 2020-2021
Overall Homeless	7,847	5,782	-26%	5,687	-2%
Single Adults (25+)	4,976	3,674	-26%	3,454	-6%
Unaccompanied Youth (18-24)	716	512	-28%	481	-6%
Unaccompanied Youth (Under 18)	32	34	6%	22	-35%
Parenting Youth (18-24)	211	144	-32%	136	-6%
Adults (25+) in Families	546	412	-25%	519	26%
Children in Families	1,409	1,008	-28%	1,115	11%
Seniors (55+)	1,852	1,401	-24%	1,383	-1%
Chronically Homeless	1,649	1,222	-26%	1,120	-8%

* The number of unique clients in each category is from clients that were served in Emergency Shelter, Safe Haven, Street Outreach, and Transitional Housing projects. Other project types were not included in order to better align with federal reporting standards.



RACIAL EQUITY

In 2019, the CoC Analysis Tool was published by HUD and introduced to CoC's. The tool is used to visualize Point-In-Time (PIT) Count and American Community Survey data to facilitate analysis of racial disparities among people experiencing homelessness. This tool includes data on all persons; persons in poverty, persons experiencing homelessness, and other pertinent information by the CoC and State.

The number of people experiencing homelessness represented in this tool is drawn from the 2021 Point in Time (PIT) Count data reported in the Annual Homeless Assessment Report (AHAR) to the U.S. Congress. PIT Counts are unduplicated one-night estimates of sheltered and unsheltered (biennially) homeless populations conducted by CoCs nationwide during the last 10 days of January each year. **(Please note that for the 2021 PIT, the Detroit CoC was granted a waiver from HUD to forgo the Unsheltered PIT. Therefore, the data reflected below will not reflect a fair comparison between the 2019 and 2021 PIT data.)**

This analysis is a critical first step in identifying and changing racial and ethnic bias in our systems and services. It helps show us where there may be gaps so that we can act accordingly.

In reviewing the data from this tool and comparing the overall racial and ethnic population distributions in Detroit CoC to the sheltered 2021 Point in Time (PIT) count, we found that Black families with children represented 77% of people experiencing poverty; however, during the 2021 PIT Count, Black families represented 89% of people experiencing homelessness. White families with children represented 15% of people experiencing poverty, whereas during the PIT Count white families with children represented only 6% of people experiencing homelessness. Similarly, Hispanic households were underrepresented as 10% of Hispanic families were in poverty, while 6% of Hispanic families experienced homelessness during the PIT Count.



This demonstrates that the greatest disparity exists among households that identify as Black, and that poverty is not the sole factor contributing to the racial disparities among families experiencing homelessness.

In CY 2021, the Detroit CoC continued its work of strengthening racial equity in the Continuum by adopting the vision of the Detroit Housing Justice Roadmap developed by the National Innovation Service (NIS). The roadmap is one of deep community engagement and policy analysis. The Detroit Housing Justice Roadmap provides the Continuum with actions and strategies that will build a system where racial equity is uplifted. This includes the response to homelessness being led by persons with lived experiences of homelessness who reflect the community.

The CoC also began working with the Michigan Campaign to End Homelessness who has partnered with C4 Innovations to assist in identifying ways in which we can improve our CoC from a racial equity lens.

HAND also released another round of surveys to build upon our first round of data with our CoC Staff & Partner Agencies. We hope to use the data to allow our CoC to discuss racial equity, disparities, and bias within our systems and services. We will utilize our findings to make data-driven decisions to ensure equitable systems & processes.

To see a complete breakdown of the CoC Analysis Tool you may visit the HUD Exchange website at: <https://www.hudexchange.info/resource/5787/coc-analysis-tool-race-and-ethnicity/>

SYSTEM PERFORMANCE MEASURES

WHAT ARE THE SYSTEM PERFORMANCE MEASURES (SPMS)?

The SPMS are a series of measures intended to help a community gauge its progress towards reducing and ending homelessness. These measures tell us how well our projects are working together as a system to make an impact on homelessness.

WHAT ARE THE MEASURES AND HOW ARE WE PERFORMING?

There are six SPMS that Detroit is currently measured on:


1. Length of time homeless
2. Returns to homelessness
3. Overall number of persons experiencing homelessness
4. Employment and income growth for persons served in CoC-funded programs
5. Number of first time homeless
6. Exits to, or retention of, permanent housing

Each of these measures is often additionally broken down into sub-measures. Full details on the CoC's performance on the SPMS can be found at www.handetroit.org/reports. You can also find information on Detroit's performance as compared to other Continuum of Care at www.handetroit.org/spms. Detroit's performance is highlighted on three key priority measures.

HOW DOES HUD USE THIS INFORMATION?

HUD evaluates a CoC's performance on the SPMS in the annual CoC competition, with an expectation that a CoC's performance will improve from year to year. *The data below covers the period of 10/1/2020 - 9/30/2021.

*Note: The FY2019 SPM data in this report reflects data that was resubmitted for the FY2019 period. Therefore, the FY2019 SPM data in this report may differ from a prior report.

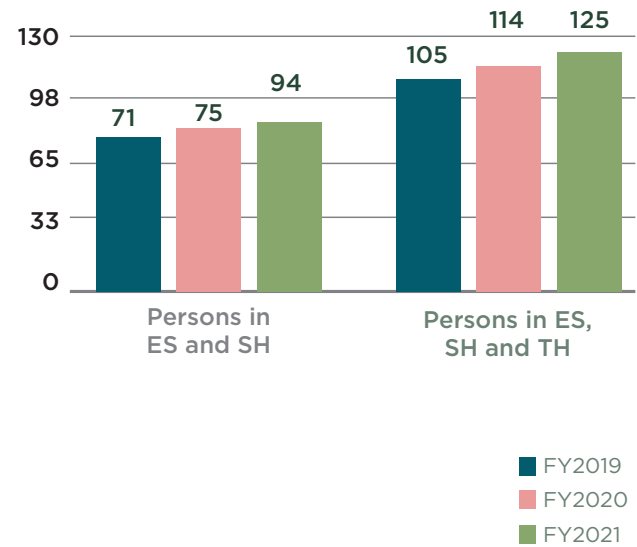


**MEASURE #1:
LENGTH OF TIME HOMELESS**

This measure is the length of time (in days) that a person spends in either an Emergency Shelter (ES) or Safe Haven (SH) program, and then in either an ES, SH, or Transitional Housing (TH) program. It is expected that lengths of stay in TH programs will be longer than other program types given the nature of the program. The length of time that people are remaining in homeless programs continues to trend upward.

Over the course of 2021, this increase in length of time may have been impacted by the pandemic, during which housing providers experienced difficulty with moving people out of shelter and into housing due to a decrease in available units to move people into due to eviction moratoriums, 90 day stay limits lifted, allowing clients to participate in programs longer and other pandemic-related factors that slowed a persons' movement into housing.

AVERAGE LENGTH OF TIME HOMELESS (DAYS)
GOAL: FEWER DAYS



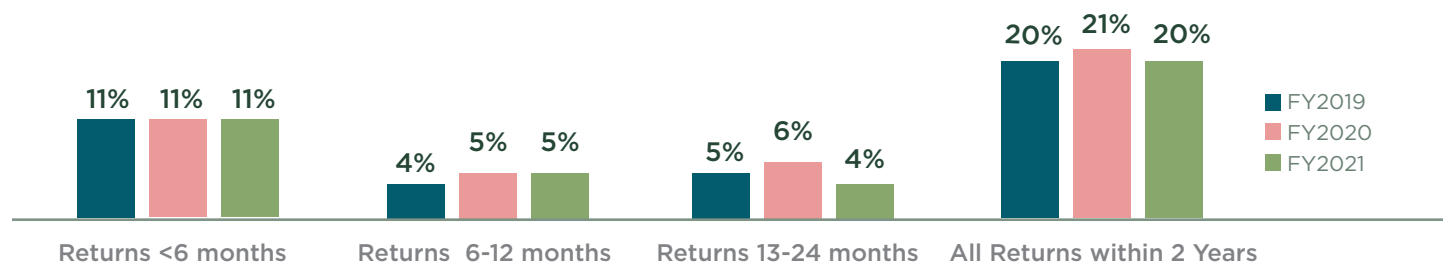
**MEASURE #2:
RETURNS TO HOMELESSNESS**

This measure looks at the extent to which persons who leave a program to permanent housing subsequently return to homelessness. The chart below demonstrates that persons who return to homelessness after being housed are more likely to do so within the first six months of being housed.

Knowing this fact should result in additional attention being given to after-care services for persons exiting from homelessness, to help ensure housing stability during those first few critical months.

The overall rate at which people return to homelessness within two years of exit to permanent housing decreased by 1% over the last reporting period.

PERCENTAGE OF RETURNS TO HOMELESSNESS
GOAL: LOWER PERCENTAGE

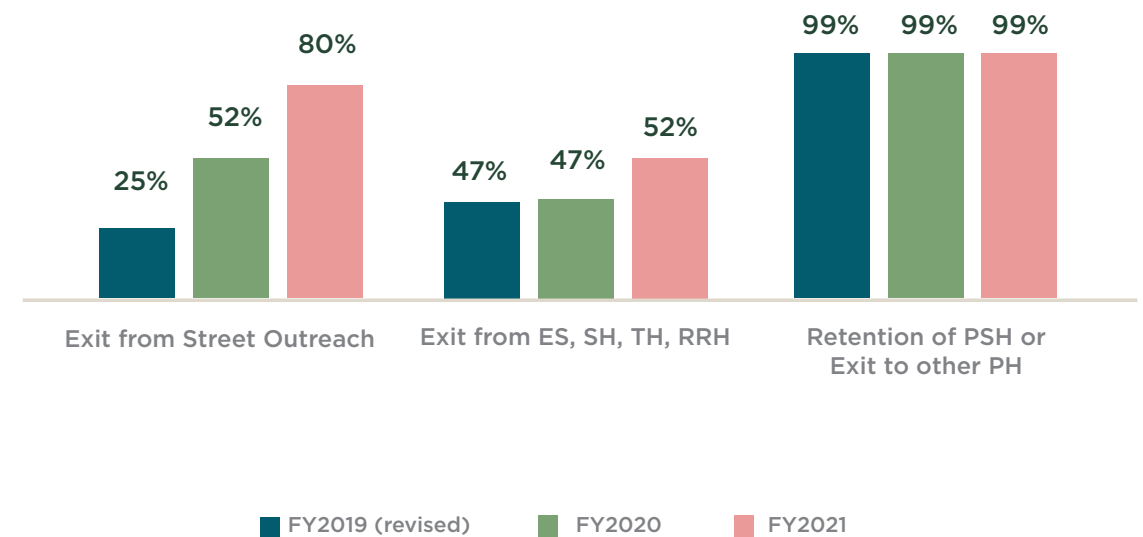


**MEASURE #7:
PERMANENT HOUSING PLACEMENTS**

This measure considers successful housing placements differently, depending on the program type that the person is exiting from.

- For Street Outreach (SO) programs, a successful housing placement includes placements into permanent housing, temporary placements, and some institutional settings. Improvements in recording exit destinations contribute to improved performance.
- The measure for exits from ES, SH, TH, and RRH only considers placement into permanent housing destinations as a positive outcome. Performance on this measure has increased by 5% from previous years.
- The measure for PSH looks at the percentage of persons who retain their PSH placement or move to another permanent housing destination. Detroit's PSH programs consistently perform well in assisting people with retaining permanent housing. Performance on this measure has remained steady at a 99% successful exit/retention rate from FY2019 to FY2021.

EXITS FROM PROGRAM TYPE TO SUCCESSFUL PLACEMENT OR PERMANENT HOUSING
GOAL: HIGHER PERCENTAGE



COMPARISON TO NATIONAL DATA

The charts below compare the Detroit CoC's performance on the three key SPMs as compared to national averages for the FY2020 (10/1/2019 - 9/30/2020), the most recent publicly available national data. Comparing Detroit's performance to national SPM data should be done with a note of caution, as there are many factors contributing to differences in performance between communities, including HMIS coverage rates, local data quality, local housing stock, and local economic factors. Additionally, HUD does not compare a CoC's performance on the SPMs to national averages; rather, HUD compares a CoC's performance only to itself.

SYSTEM PERFORMANCE MEASURE #1:

LENGTH OF TIME IN ES, SH, AND TH

While Detroit's average length of time people are homeless in shelters, Safe Havens, and transitional housing programs have fewer days than the national average, it is important to note there are many factors impacting this measure, including differences in resources that communities may have available for persons to move into.

AVERAGE LENGTH OF TIME (DAYS) PERSONS SERVED BY EMERGENCY SHELTER, SAFE HAVEN, AND TRANSITIONAL HOUSING
GOAL: FEWER DAYS

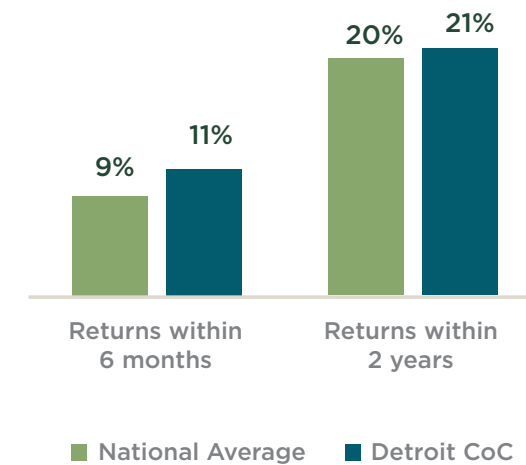


SYSTEM PERFORMANCE MEASURE #2:

RETURNS TO HOMELESSNESS AFTER EXIT TO PERMANENT HOUSING

Detroit's performance on the percentage of people who return to homelessness within two years after exiting to permanent housing is comparable to the national average; however, when looking at performance for returns within 6 months of exit, Detroit's performance is slightly higher than the national average.

RETURNS TO HOMELESSNESS
GOAL: LOWER PERCENTAGE

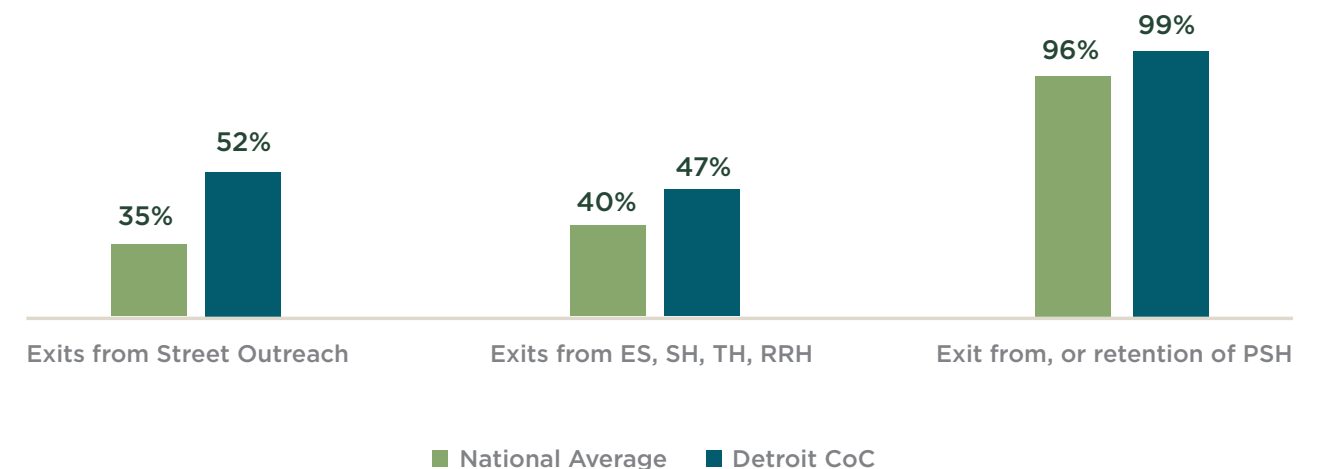


SYSTEM PERFORMANCE MEASURE #7:

EXITS TO OR RETENTION OF PERMANENT HOUSING

Detroit's performance is comparable to, or better than, the national average when it comes to exits to, or retention of, permanent housing. It is important to note that the data for exits from Street Outreach programs include exits to some temporary locations, such as shelters or institutions, in addition to permanent housing.

Percentage of Exits to or Retention of Permanent Housing
Goal: Higher Percentage

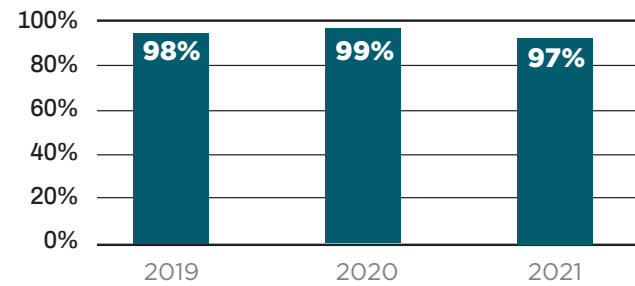


2021 ACCOMPLISHMENTS

PERMANENT SUPPORTIVE HOUSING OUTCOMES

One of the primary goals of Permanent Supportive Housing (PSH) is to help people remain housed, including either remaining in PSH or moving to another permanent housing placement. Historically, the PSH projects in Detroit have performed very well on this measure. As the chart below demonstrates, performance decreased slightly over the course of 2021. This change in performance may be impacted by the fact that there were almost 2.5 times the people who exited to a temporary destination (including emergency shelter) in 2021 than in 2020. This increase in exit to temporary destinations, when compared to 2020, may be a result of fewer people having been exited in 2020 due to the pandemic, when extra measures were put into place to ensure people retained their housing.

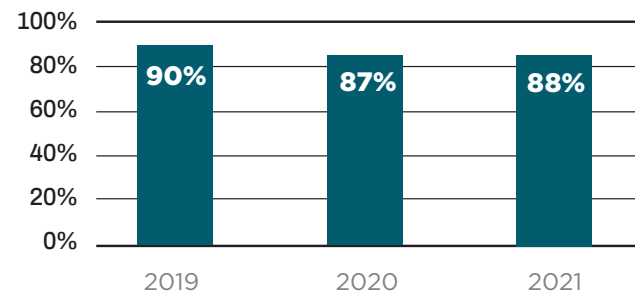
PERCENTAGE PSH RESIDENTS REMAINING PERMANENTLY HOUSED



RAPID RE-HOUSING

Overall, the rates at which people exited from an RRH project to a permanent housing destination remained quite high, and consistent as in 2020. There was a 23% increase in the number of people exited from RRH in 2021 than in 2020, which aligns with the fact that there was an increase in other housing subsidies (Housing Choice Vouchers) targeted to persons in RRH.

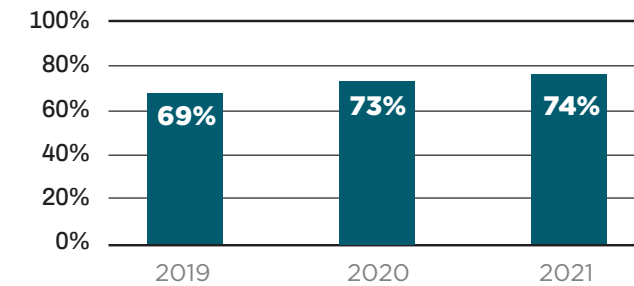
PERCENTAGE OF PEOPLE EXITING TO PERMANENT HOUSING FROM RAPID RE-HOUSING



TRANSITIONAL HOUSING

Like Rapid Re-Housing, Transitional Housing (TH) is a temporary program, with a primary performance expectation that people are exited to permanent housing. Over the course of 2021, the overall performance of TH projects remained essentially the same as in 2020, with both years being an increase over 2019.

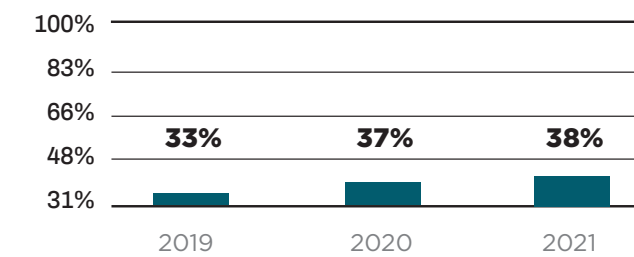
PERCENTAGE TH CLIENTS MOVING TO PERMANENT HOUSING DESTINATIONS



EMERGENCY SHELTER

Emergency Shelter (ES) is a temporary program, with a performance expectation being that people are exited to permanent housing. While shelters have typically struggled to exit people to permanent housing, overall, over the past two years there has been a slight improvement in performance. Over the course of 2021, of those persons served by ES, only 77% had exited the shelter as of the end of 2021, compared to 84% of people served in 2020. This may point to an upward trend in how long people are residing in emergency shelters, which could also be an indicator of the challenges people are experiencing with finding stable, affordable housing.

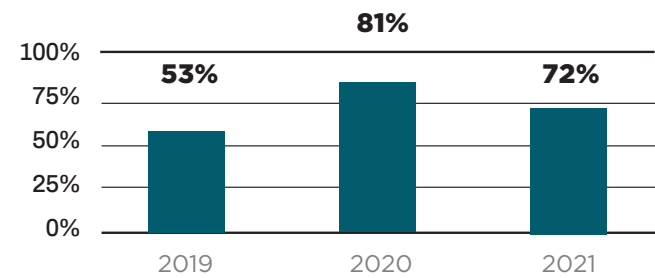
PERCENTAGE EXITING EMERGENCY SHELTER TO PERMANENT HOUSING



STREET OUTREACH

Street Outreach (SO) is a program focused on engaging persons experiencing homelessness in places not meant for human habitation, with a performance expectation to assist individuals in getting off the streets and into a positive destination. Positive destinations include both permanent and temporary housing. Performance decreased over 2021 in comparison to 2020.

PERCENTAGE EXITING STREET OUTREACH TO POSITIVE DESTINATIONS



PERMANENT SUPPORTIVE HOUSING:

There were 763 households housed in the Detroit CoC Permanent Housing programs in 2021.

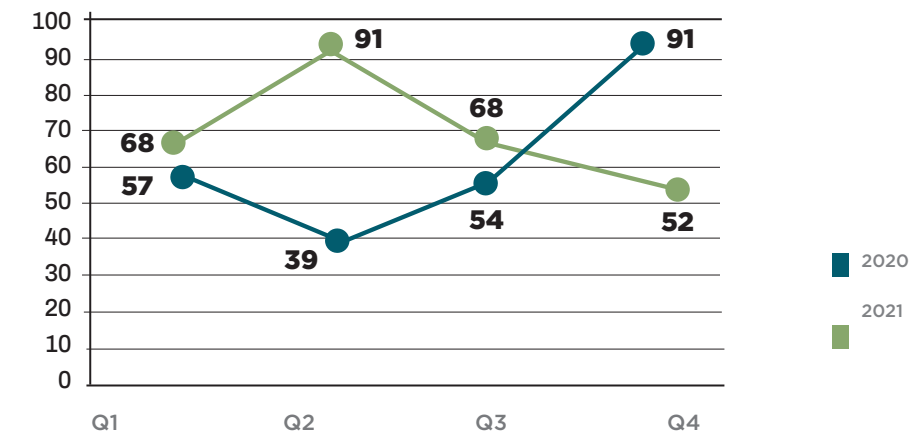
PERMANENT SUPPORTIVE HOUSING 2021 OVERVIEW

The CoC was committed to focusing on individuals experiencing chronic homelessness. There was a slight increase in the number of clients housed overall in PSH in 2021, chronic households **represented 98%** of the total households **referred to PSH**. The implementation of the HUD Waivers during COVID -19 combined with limited available housing contributed to the state of permanent housing.

PERMANENT SUPPORTIVE HOUSING DATA SNAPSHOT

TOTAL HOUSED IN PSH (2021): 279

NUMBER OF HOUSEHOLDS HOUSED IN A PSH PROGRAM IN THE DETROIT COC



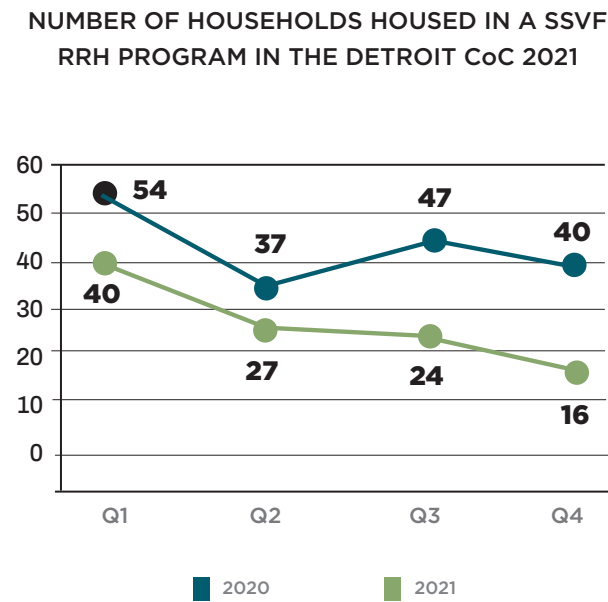
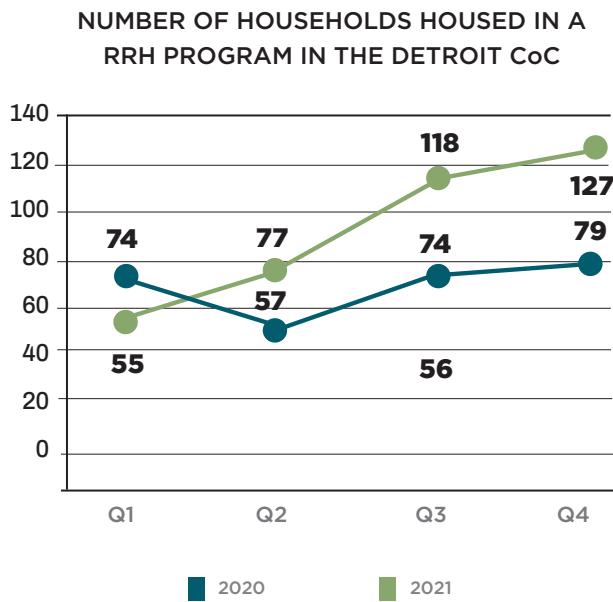
RAPID REHOUSING 2021 OVERVIEW

In 2021 we saw an increase in the number of “new” households being housed in RRH (CoC & ESG). Our SSVF RRH programs experienced a decrease in the number of “newly” housed.

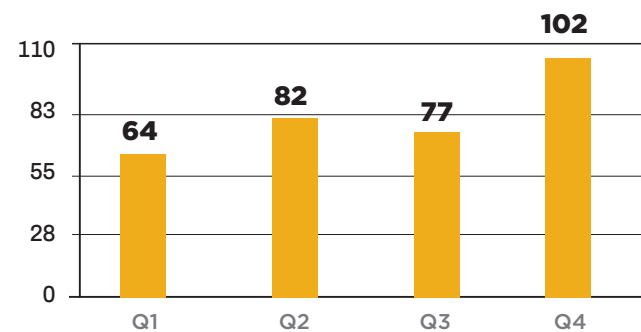
We have continued to analyze the length of time it is taking to get housed through our RRH programs to provide a baseline for future goals as well as to assist with planning around available resources.

RAPID RE-HOUSING DATA SNAPSHOT

Total Housed in RRH (CoC, ESG & SSVF): **484**



AVERAGE LENGTH OF TIME (DAYS) FROM REFERRAL TO HOUSED IN 2021
DETROIT CoC RRH PROGRAMS



Source: HMIS Housed Data

CONTINUUM OF CARE FUNDING FOR HOMELESS SERVICES

The Detroit Continuum of Care received a total of \$28,917,261 in Continuum of Care funds to support projects serving people experiencing homelessness. The funding for these projects is to be spent over the course of 2021 and 2022.

Note: Due to the pandemic, the FY2020 CoC competition was cancelled, and all renewal projects were automatically renewed. As a result, HUD did not make available any new funding in the FY2020 competition. The CoC Planning grant is awarded non-competitively.

HUD FY2020 DETROIT CONTINUUM OF CARE AWARDS

	New Awards	Renewal Awards
Permanent Housing		
Permanent Supportive Housing	\$	\$ 20,651,755
Rapid Re-Housing	\$	\$ 3,537,476
Transitional Housing/Rapid Re-Housing	\$	\$ 934,394
Transitional Housing	\$	\$ 753,233
Supportive Services Only		
Coordinated Entry Services	\$	\$ 1,806,879
Homeless Management Information System	\$	\$ 390,233
CoC Planning	\$ 843,291	N/A
TOTAL	\$ 843,291	\$ 28,073,970
GRAND TOTAL	\$ 28,917,261	



APPENDICES

HOMELESS ACTION NETWORK OF DETROIT (HAND)

Since 1996, the Homeless Action Network of Detroit (HAND) has served as the lead agency for the Continuum of Care (CoC) for Detroit, Hamtramck, and Highland Park. HAND is governed by a Board of Directors composed of representatives from the community. In its role as the lead agency for the CoC, HAND carries out the following activities:

- Promote integrated, community-wide strategies and plans to prevent and end homelessness;
- Provide coordination among the numerous local organizations and initiatives that serve the homeless population, and
- Manage the CoC's single, comprehensive grant application to HUD for McKinney-Vento funding which includes Continuum of Care funds and State Emergency Solutions Grant (ESG) funds, and a Youth Homelessness Demonstration Project (YHDP).

The governance charter for the Detroit CoC was adopted on May 19, 2015, and most recently revised on November 16, 2021. A copy of this charter can be found on HAND's website at https://www.handetroit.org/s/Detroit-CoC-Governance-Charter_Final_Rev111621.pdf

WHAT IS HMIS

The Homeless Management Information System (HMIS) is a web-based software application that homeless assistance providers use to coordinate care, manage their operations, and better serve their clients.

Such software applications record and store client-level information on the characteristics and service needs of homeless persons. HMIS implementations can encompass geographic areas ranging from a single county to an entire state. An HMIS knits together homeless assistance providers within a community and creates a more coordinated and effective housing and service delivery system.

The United States Department of Housing and Urban Development (HUD) and other planners and policymakers at the federal, state, and local levels use aggregate HMIS data to obtain better information about the extent and nature of homelessness over time. Specifically, an HMIS can be used to produce an unduplicated count of homeless persons, understand patterns of service use, and measure the effectiveness of homeless programs.

HMIS was first developed in the late 1990s in response to a mandate by Congress requiring states to collect this data as a condition of receiving federal money from HUD to serve homeless populations. The impetus behind this mandate was to reduce and eventually solve homelessness, a problem that could never be solved if it was not understood and if progress toward that goal was not tracked. The Detroit CoC's HMIS was implemented in August 2004 in collaboration with the Michigan Coalition Against Homelessness (MCAH). The Detroit CoC is part of the Michigan Statewide HMIS implementation and uses WellSky Community Services (ServicePoint) as their HMIS application.

The Detroit CoC's HMIS also serves as an outcome-based system that facilitates timely, efficient, and effective access to needed services and supports for persons who experience and are at risk of homelessness.

DATA INCLUDED IN THIS REPORT

This report gives a review of data collected through the HMIS from January 1, 2021 to December 31, 2021.

DATA LIMITATIONS

The data in this report is not intended to provide a complete count of the homeless population in the Detroit CoC due to the circumstances noted below.

- 96% of homeless providers in Detroit use the HMIS however, there are some organizations and programs that do not report into the HMIS, including domestic violence programs which are prohibited from using the HMIS by federal statutes.
- A response may not have been recorded for all clients to some questions, which contributes to some responses not adding up to 100%. We continue to work to improve data completeness and accuracy.
- The data for this report was pulled from the HMIS using several reporting queries. As each query may have pulled the data slightly different from the system there, may not always be a one-to-one match of data among the graphs and tables.
- The percentages displayed throughout the report are rounded to the nearest whole number.

AGENCIES USING THE HMIS

Over the course of 2021, there were 39 agencies actively entering or reviewing data in the HMIS.

Alternatives for Girls *	Matrix Human Services
Cass Community Social Services*	Methodist Children's Home Society
Catholic Charities of Southeast Michigan	Michigan Veterans Foundation
Central United Methodist Church (NOAH Project)	Motor City Mitten Mission
Central City Integrated Health	Neighborhood Service Organization
City of Detroit Housing and Revitalization Department	Operation Get Down
Coalition on Temporary Shelter	Operation Welcome Home
Community & Home Supports	Pope Francis Center
Covenant Community Care Center	Ruth Ellis Center
Covenant House	Salvation Army
Detroit Health Department (HAPI*, ESG Street Outreach and Alternative Shelters 1 & 2)	Southwest Solutions
Detroit Rescue Mission Ministries	St. Johns Community Center
Development Centers, Inc.	The Heat and Warmth Fund
Disability Network Eastern Michigan (formerly Blue Water Center for Independent Living)	Traveler's Aid Society of Metropolitan Detroit
Emmanuel House	United Community Housing Coalition
Faith Love N Kindness	Veterans Administration (VA Medical Center)
Freedom House*	Volunteers of America
Legal Aid and Defender Association	Wayne County Neighborhood Legal Services*
Love Outreach	Wayne Metropolitan Community Action Agency
Mariners Inn	

*Receives data only, no external sharing for one or more programs.

HAND continues to work to implement HMIS data collection and reporting at additional agencies and within additional programs to help ensure the most complete and robust data possible for the Detroit CoC.

THE DETROIT CONTINUUM OF CARE

In 2009, the Homeless Emergency Assistance and Rapid Transition to Housing (HEARTH) Act amended the McKinney-Vento Homeless Assistance Act and codified in law the role and functions of the Continuum of Care (CoC). Each community had to establish a CoC in compliance with the new CoC Program Interim Rule, published by the Department of Housing and Urban Development (HUD) on July 31, 2012.

The Detroit CoC coordinates the implementation of a housing and service system that meets the needs of all persons experiencing homelessness throughout its geography. The Homeless Prevention and Response System includes:

- Outreach, engagement, and assessment
- Shelter, housing, and supportive services
- Homelessness prevention and diversion strategies

Detroit CoC is a year-round planning body of representative stakeholders in the community's work toward ending homelessness. Its work includes gathering and analyzing information in order to determine the local needs of people experiencing homelessness, implementing strategic responses, and measuring results. The Detroit CoC Board is a group of elected and appointed leaders of the CoC who have authority to make decisions on behalf of the CoC. The CoC Committees are the action planning components of the continuum. In the Committees, strategies are developed, deepened, and expanded into timed workplans.

Five standing CoC Committees are designated in the CoC governance charter established by the Detroit CoC. The committees are the Chronic Leadership Committee, Performance and Evaluation Committee, CAM Governance Committee, Veterans Leadership Committee, and Youth Committee. There are also the following board committees listed in the governance charter: the Executive Committee, Grievance Committee, Values and Funding Priorities Committee, and the Low-Income Housing Tax Credit Review Committee.

Program sub-committees established by the CoC Committees review programmatic and fiscal data performance, recommend expectations and coordination, scan the environment for best practices and innovations, and evaluate the outcomes of the Continuum overall and projects funded under HUD. Sub-committees are designed to be representative of the funded service categories within the CoC.

The CoC Lead Agency provides technical, administrative, and meeting support to the CoC, CoC Board, and the Committees. The Collaborative Applicant is designated by the CoC to prepare and submit the CoC funding application to HUD each year. The Homeless Management Information System (HMIS) Lead is designated to provide oversight and implementation support to the Detroit CoC's HMIS. In 2015, the Detroit CoC established a Memorandum of Understanding with the Homeless Action Network of Detroit (HAND) to serve as the CoC Lead Agency, Collaborative Applicant, and HMIS Lead.

More details about the Detroit CoC including the Governance Charter are posted on HAND's website at <https://www.handetroit.org/continuum-of-care>.



CoC ACRONYM DEFINITIONS

AHAR **ANNUAL HOMELESS ASSESSMENT REPORT**

A legacy term. The AHAR was a report composed of information about the demographic characteristics of homeless persons, service use patterns, and the capacity to house homeless persons. CoC's were required to submit this report annually. Please note that the AHAR data submission process for CoCs has been replaced by the Longitudinal Systems Analysis (LSA) report.

BNL **BY-NAME-LIST**

A By-Name List is a real time, up-to-date list of persons experiencing homelessness within a specific jurisdiction. By-Name Lists can be comprehensive, meaning they include all homeless persons, or focused, meaning they contain persons with certain subpopulation, (ex. chronic or veteran), or prioritization characteristics.

CAM **COORDINATED ASSESSMENT MODEL**

The name we have given locally for the "front door" or common entry point of the homeless system. This can also be referred to as Coordinated Entry (CE). Through the use of a common assessment tool and standardized processes, referrals for housing/services are made to a provider that best match the needs of the household presenting for service.

CE **COORDINATED ENTRY**

Coordinated entry is a process developed to ensure that all people experiencing a housing crisis have fair and equal access and are quickly identified, assessed for, referred, and connected to housing and assistance based on their strengths and needs. Locally, our CE system is referred to as the CAM (see above for more information).

CERA **COVID EMERGENCY RENTAL ASSISTANCE**

CERA can provide rental and utility assistance for eligible renter households so that they retain their housing stability.

CoC **CONTINUUM OF CARE**

The Continuum of Care (CoC) Program is designed to promote community wide commitment to the goal of ending homelessness; provide funding for efforts by nonprofit providers, and State and local governments to quickly rehouse homeless individuals and families while minimizing the trauma and dislocation caused to homeless individuals, families, and communities by homelessness; promote access to and effect utilization of mainstream programs by homeless individuals and families; and optimize self-sufficiency among individuals and families experiencing homelessness.

EHV **EMERGENCY HOUSING VOUCHER**

The Emergency Housing Voucher (EHV) program is available through the American Rescue Plan Act (ARPA). Through EHV, HUD is providing 70,000 housing choice vouchers to local Public Housing Authorities (PHAs) in order to assist individuals and families who are homeless, at-risk of homelessness, fleeing, or attempting to flee, domestic violence, dating violence, sexual assault, stalking, or human trafficking, or were recently homeless or have a high risk of housing instability.

ES **EMERGENCY SHELTER**

A type of homeless service agency which provides temporary residence for homeless individuals and families. Shelters exist to provide residents with safety and protection from exposure to the weather while simultaneously reducing the environmental impact on the community.

GPD **GRANT PER DIEM**

VA's Homeless Providers Grant and Per Diem Program is offered annually (as funding permits) by the Department of Veterans Affairs Health Care for Homeless Veterans (HCHV) Programs to fund community agencies providing services to homeless Veterans. The purpose is to promote the development and provision of supportive housing and/or supportive services with the goal of helping homeless Veterans achieve residential stability, increase their skill levels and/or income, and obtain greater self-determination.

HAND **HOMELESS ACTION NETWORK OF DETROIT**

Designated by the Continuum of Care to function as the CoC Lead Agency, Collaborative Applicant, and HMIS Lead Agency.

HCV **HOUSING CHOICE VOUCHER (FORMERLY KNOWN AS SECTION 8)**

The Housing Choice Voucher program is the federal government's major program for assisting very low-income families, the elderly, and the disabled to afford decent, safe and sanitary housing in the private market. Since housing assistance is provided on behalf of the family or individual, participants are able to find their own housing, including single-family homes, townhouses, and apartments. Some vouchers are reserved for homeless individuals and are referred to as Homeless Preference (HP).

HEARTH Act **HOMELESS EMERGENCY ASSISTANCE AND RAPID TRANSITION TO HOUSING**

The HEARTH Act was signed into law on May 20, 2009. The HEARTH Act amends and reauthorizes the McKinney-Vento Homeless Assistance Act. The HEARTH Act was the first significant reauthorization of McKinney-Vento in nearly 20 years and allocates millions more dollars to homeless services.

HMIS **HOMELESS MANAGEMENT INFORMATION SYSTEM**

A Homeless Management Information System (HMIS) is a local database that meets HUD's HMIS requirements and is used to measure homelessness and the effectiveness of related service delivery systems. It is used to collect client-level data and data on the provision of housing and services to persons who are homeless or at risk of homelessness. HAND is designated locally to manage the HMIS system in Detroit. Agencies that receive funding from HUD or MSHDA are required to use the system. The information collected in the system is analyzed and utilized to help drive local and federal decisions. The HMIS is also the primary reporting tool for HUD homeless service grants as well as for other public streams of funding related to homelessness.

HOPWA **HOUSING OPPORTUNITIES FOR PEOPLE WITH AIDS**

The Housing Opportunities for Persons with AIDS (HOPWA) program, managed by HUD's Office of HIV/AIDS Housing, was established to provide housing assistance and related supportive services for low-income persons living with HIV/AIDS and their families.

HUD**U.S. DEPARTMENT OF HOUSING AND URBAN DEVELOPMENT**

HUD is a U.S. government agency created in 1965 that supports community development and homeownership. HUD does this by improving affordable homeownership opportunities, increasing safe and affordable rental options, reducing chronic homelessness, fighting housing discrimination by ensuring equal opportunity in the rental and purchase markets and supporting vulnerable populations. HUD is the primary funder of homeless and housing resources across the nation.

LOS**LENGTH OF STAY**

The number of days between the beginning of services and the end of services, or in the case of permanent housing, the number of days between the housing move in date and the exit from housing. Length of stay is calculated using project start and exit dates, shelter stay dates, or for permanent housing, the housing move-in date and project exit.

PH**PERMANENT HOUSING**

A general umbrella term for housing for persons who are homeless without a designated length of stay. Within the CoC program, PH is frequently utilized to refer to Permanent Supportive Housing (PSH) and Rapid Re-Housing (RRH). RRH does have a limit to financial assistance, however, of 24 months. Vouchers and Subsidies are another form of publicly assisted permanent housing.

PIT**POINT-IN-TIME COUNT**

The Point-in-Time (PIT) count is a count of sheltered and unsheltered people experiencing homelessness on a single night in January. HUD requires that Continuums of Care conduct an annual count of people experiencing homelessness who are sheltered in emergency shelter, transitional housing, and Safe Havens on a single night. Continuums of Care also must conduct a count of unsheltered people experiencing homelessness every other year. Each count is planned, coordinated, and carried out locally.

PSH**PERMANENT SUPPORTIVE HOUSING**

Long-term housing with supportive services for homeless persons with disabilities. This type of supportive housing enables special needs populations to live as independently as possible in a permanent setting. Locally and nationally, PSH is the resource that is most frequently prioritized to help address the needs of the chronically homeless.

RRH**RAPID RE-HOUSING**

While financial assistance is temporary, RRH falls under the “permanent housing” umbrella. RRH is designed to help households that don’t need intensive and ongoing supports to quickly exit homelessness and return to permanent housing by providing short to medium term rental assistance (up to 24 mo.) and case management. RRH is funded by CoC, ESG, and VA dollars.

SH**SAFE HAVEN**

A Safe Haven is a form of supportive housing that serves hard-to-reach homeless persons with severe mental illness who are on the street and have been unable or unwilling to participate in supportive services.

SO**STREET OUTREACH PROJECT**

A project serving homeless persons that are living on the street or other places not meant for habitation.

SPM**SYSTEM PERFORMANCE MEASURES**

HUD requires CoC’s to annually report performance based upon data generated from local HMIS implementation. This data focuses key elements of performance at a systems-level rather than on a programmatic or agency level. HUD uses the system-level performance information as a competitive element in its annual CoC Funding Competition and to gauge the state of the homeless response system nationally.

SSVF**SUPPORTIVE SERVICES FOR VETERAN FAMILIES**

Provides supportive services to low-income Veteran families residing in or transitioning to Permanent Housing.

TH**TRANSITIONAL HOUSING**

Temporary housing provided to people who are homeless, with the intent of assisting them in the move to permanent housing. People typically stay in transitional housing for up to 2 years, with supportive services provided.

VASH**VETERANS AFFAIRS SUPPORTIVE HOUSING**

HUD-VASH is a collaborative program which pairs HUD’s Housing Choice Voucher (HCV) rental assistance with VA case management and supportive services for homeless Veterans. These services are designed to help homeless Veterans and their families find and sustain permanent housing and access the health care, mental health treatment, substance use counseling, and other supports necessary to help them in their recovery process and with their ability to maintain housing in the community.

YHDP**YOUTH HOMELESSNESS DEMONSTRATION PROGRAM**

The ultimate goal of the YHDP is to reduce youth homelessness. YHDP aims to support selected communities in the development and implementation of a coordinated community approach to preventing and ending youth homelessness. The hope is that the awarded communities will then share that experience with and help mobilize communities around the country towards the same end.

STRUCTURE OF THE DETROIT CoC

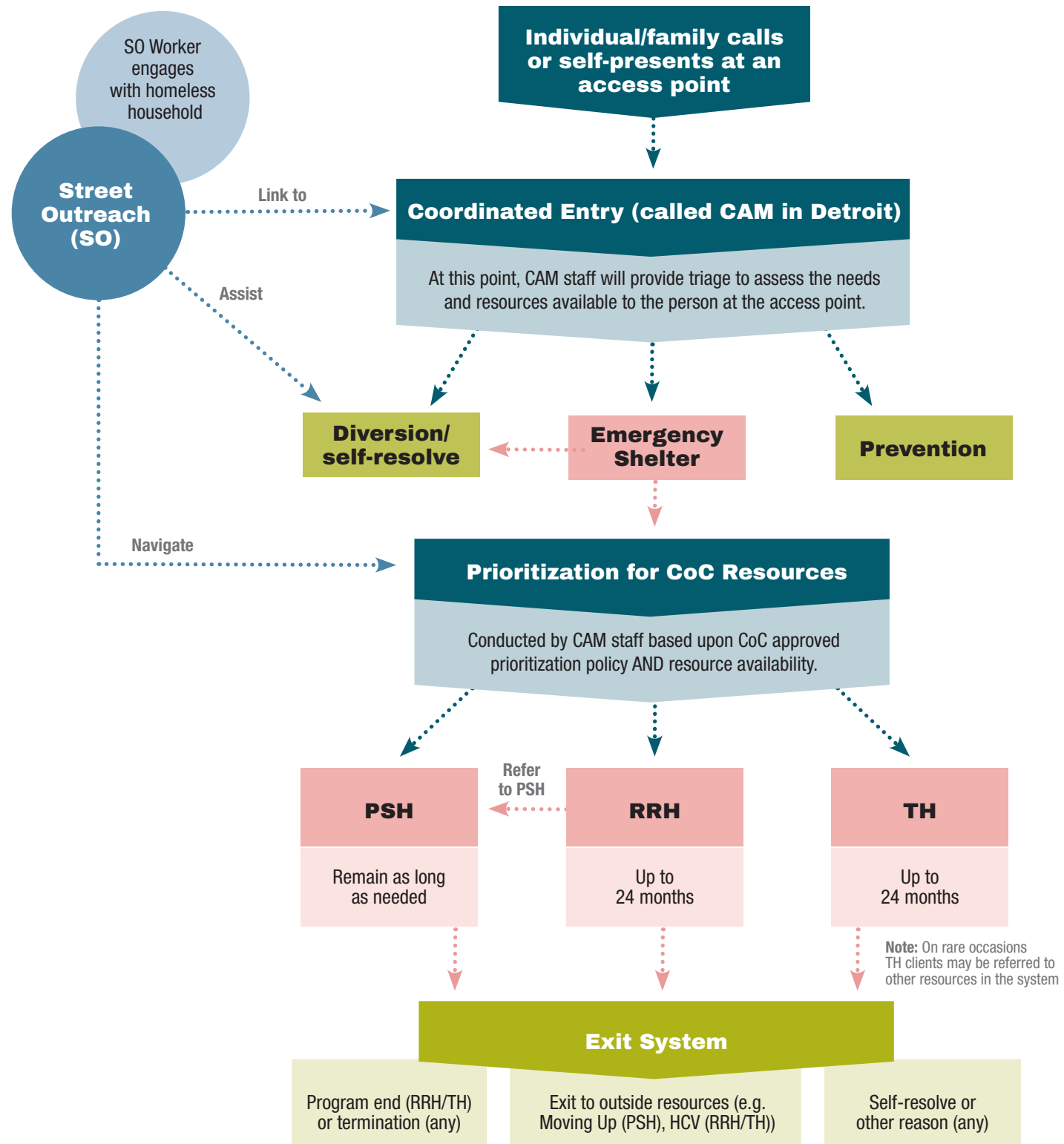


*Designated Role (DR) is a role in which the CoC body identifies the entity that fulfills the roll

WHO MAKES UP THE DETROIT CoC

CoC General Membership		CoC Board
Voting Membership	General (Non-Voting) Membership	
Completed Voting Application and currently remain in good standing	Attended at least 1 General Membership Meeting in 2021	Elected or Appointed by CoC General Membership - Participated on board in 2021
<ul style="list-style-type: none"> ■ Alternatives for Girls (AFG) ■ Capuchin Soup Kitchen ■ Cass Community Social Services (CCSS) ■ Catholic Charities of Southeast Michigan ■ City of Detroit ■ Create Opportunities to Succeed (COTS) ■ Coalition on Temporary Shelter ■ Community & Home Supports (CHS) ■ Community Housing Network (CHN) ■ Community Social Services (CSS) ■ Covenant House (CH) ■ Detroit Housing Commission (DHC) ■ Detroit Phoenix Center ■ Detroit Rescue Mission Ministries (DRMM) ■ Detroit Wayne Integrated Health Network (DWIHN) ■ Emerald Development Group ■ Freedom House (FH) ■ HAPI Housing Program ■ Homeless Action Network of Detroit (HAND) ■ Mariners Inn (MI) ■ Neighborhood Legal Services MI (NLSM) ■ Neighborhood Service Organization (NSO) ■ NOAH Project ■ Operation Get Down (OGD) ■ Pope Francis Center ■ Positive Images ■ Red Maple Resources ■ Southwest Counseling Solutions (SWCS or SWS) ■ The NOAH Project ■ Travelers Aid Society of Metropolitan Detroit (TASMD) ■ United Community Housing Coalition (UCHC) ■ Veteran's Association Medical Center ■ Volunteers of America MI (VOAMI) ■ Wayne Metro Community Action Agency (WMCAA) ■ Curtis Smith (Individual) ■ Laura Urteaga-Fuentes (Individual) 	<ul style="list-style-type: none"> ■ The Ark Association ■ Boys Hope Girls Hope of Detroit ■ Capital Impact Partners ■ Central City Integrated Health (CCIH) ■ Champions of Tomorrow ■ Community Health Awareness Group (C-HAG) ■ Crossroads of MI ■ Detroit Action Commonwealth (DAC) ■ Detroit at Work ■ Detroit Health Department (DHD) ■ Detroit Victim Assistance ■ Development Centers (DCI) ■ Dream Detroit 313 ■ Exodus Foundation ■ Fort Street Open Door ■ Integrity Housing ■ Joyce Driver (Individual) ■ JVS Human Services ■ Kore Outreach ■ McGregor Fund ■ Methodist Children's Home ■ MI Dept. of Health & Human Services (MDHHS) ■ MI State Housing Development Authority (MSHDA) ■ Motor City Mitten Mission (MCMM) ■ Nurse-Family Partnership ■ Salvation Army ■ Senior Regional Collaborative ■ St. John's Community Center ■ VA Medical Center (VAMC) ■ Veterans Administration (VA) ■ Volunteers of America (VOAMI) ■ Wayne State University 	<ul style="list-style-type: none"> ■ Alternatives for Girls (AFG) ■ Capital Impact Partners ■ Cass Community Social Services (CCSS) ■ Central City Integrated Health (CCIH) ■ City of Detroit ■ Create Opportunities to Succeed (COTS) ■ Deloris Cortez (Individual) ■ Detroit City Council ■ Detroit Housing Commission (DHC) ■ Detroit Phoenix Center ■ Freedom House (FH) ■ Homeless Action Network of Detroit (HAND) ■ McGregor Fund ■ Neighborhood Service Organization (NSO) ■ The NOAH Project ■ Pope Francis Center ■ Southwest Counseling Solutions (SWCS or SWS) ■ United Community Housing Coalition (UCHC) ■ VA Medical Center (VAMC) ■ Wayne Metro Community Action Agency (WMCAA) ■ Wayne State University

HOW SOMEONE FLOWS THROUGH THE DETROIT CoC





Mission:
PROVIDING LEADERSHIP TO ADDRESS HOMELESSNESS

handetroit.org