



HOMELESS ACTION NETWORK OF DETROIT

Detroit Continuum of Care (CoC) YHDP System Planning Data

About the Data

- Unless otherwise noted, the information contained within this report was obtained from Detroit's Homeless Management Information System (HMIS). The report provides an overview of youth demographic data collected in HMIS during calendar year 2020, as well as preliminary service utilization data for calendar year 2021.
- The total number of youth captured in this report is slightly different than the total number of youth captured in the Detroit's 2020 State of Homelessness report and the number of youth previously reported in the YHDP application. This is because the reporting methodology was slightly modified to ensure a more complete picture for system planning purposes. This includes expanding the data collection universe to include at-risk youth, as well as youth currently residing in Rapid Re-Housing and Permanent Supportive Housing that are otherwise considered "housed" and typically not reported in Detroit's annual homeless numbers. Furthermore, the HMIS is an administrative database, as such the information contained within changes slightly over time as providers modify records and work toward improving data quality.

Report Prepared By:

Shanna Cherubini, Contractor
Homeless Action Network of Detroit
shanna@handetroit.org
Revision Date: 2/17/2022



Data Limitations

- The information contained in this report only includes data from HMIS participating agencies.
- At-Risk youth are underrepresented in Detroit's HMIS data as the majority of Detroit's HMIS participating projects serve homeless individuals.
- Minor youth (under 18) are underrepresented in Detroit's HMIS data as most of the homeless programming in the area is geared toward older youth.
- Female youth are overrepresented in Detroit's HMIS data, partially due to the fact that two of the four HMIS-participating youth agencies primarily serve unaccompanied female youth and/or female parenting youth and their children.

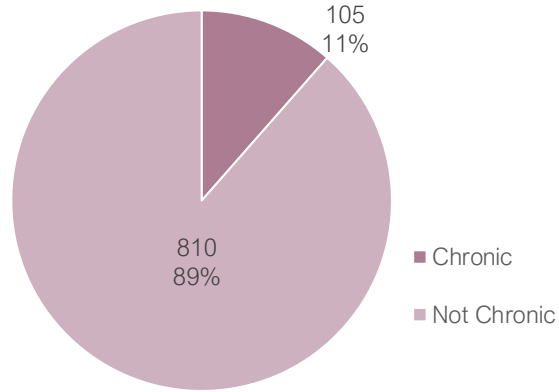
The Face of Youth Homelessness in Detroit



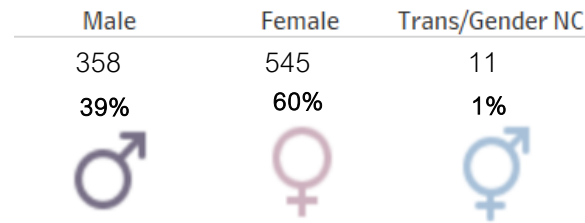
Homeless Youth Demographics CY2020

(N=915)

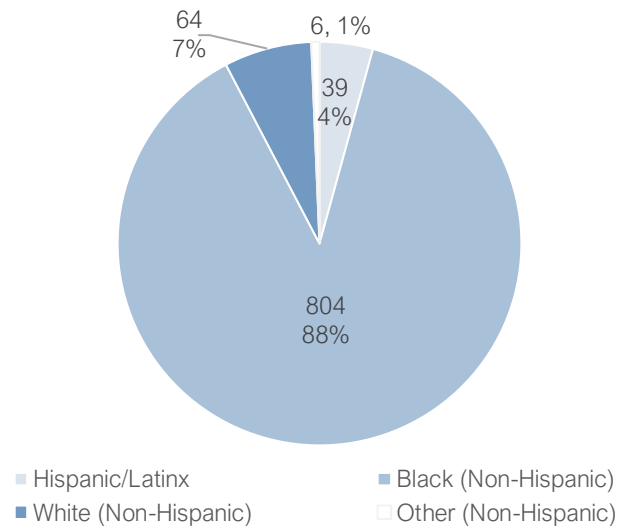
Chronic Homelessness (N=915)



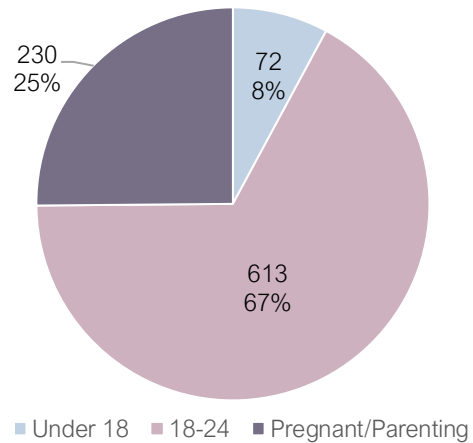
Gender (N=914)



Race/Ethnicity (N=913)

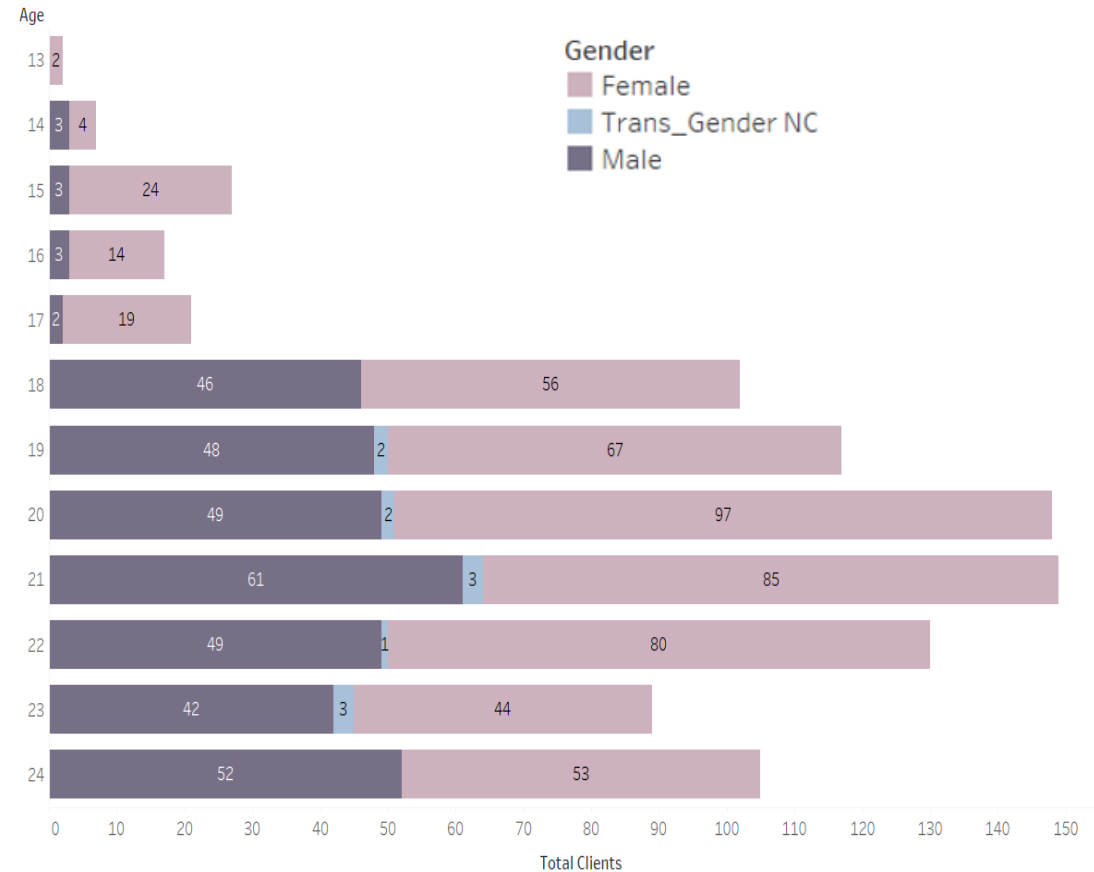


Household Composition (N=915)



Pregnant/Parenting: Under 18 (N=3) | 18-24 (N=227)

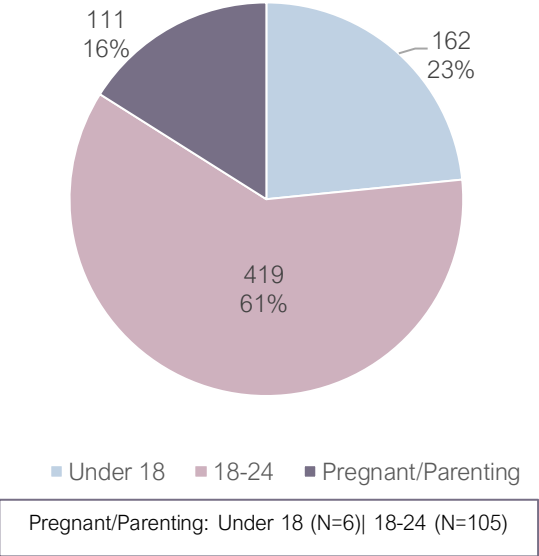
Age/Gender (N=914)



At-Risk Youth Demographics CY2020

(N=692)

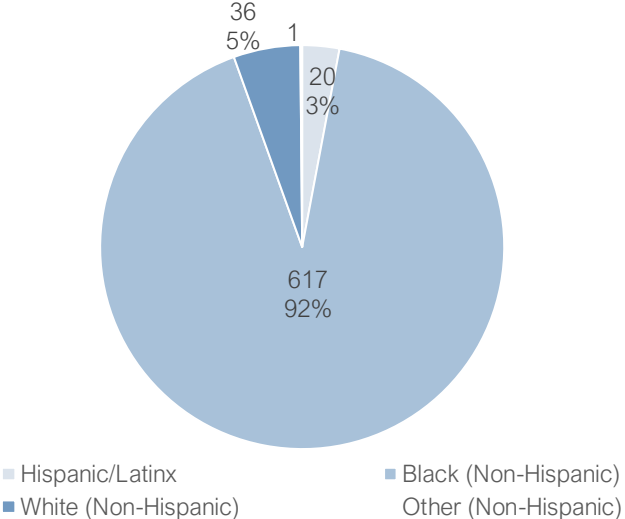
Household Composition (N=692)



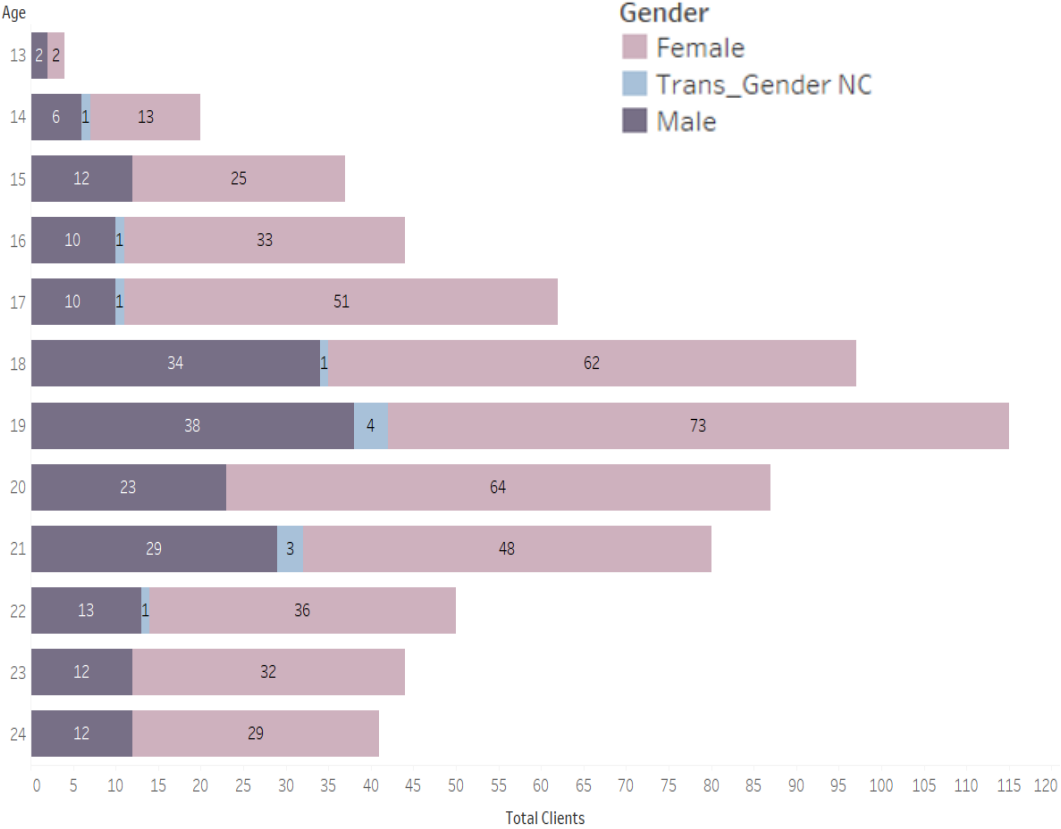
Gender (N=681)

Male	Female	Trans/Gender NC
201	468	12
29%	69%	2%

Race/Ethnicity (N=674)

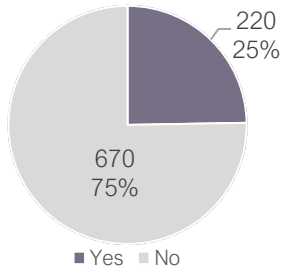


Age/Gender (N=681)

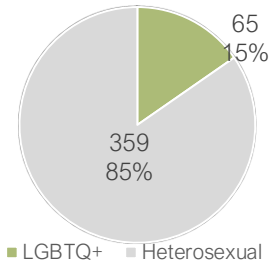


Homeless

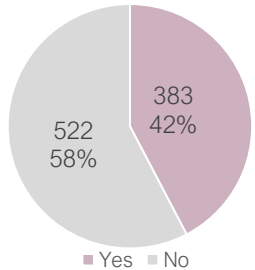
Domestic Violence (N=890)



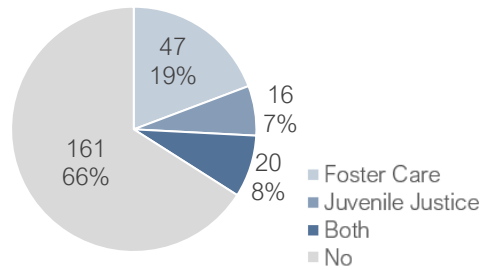
LGBTQ+ (N=424)



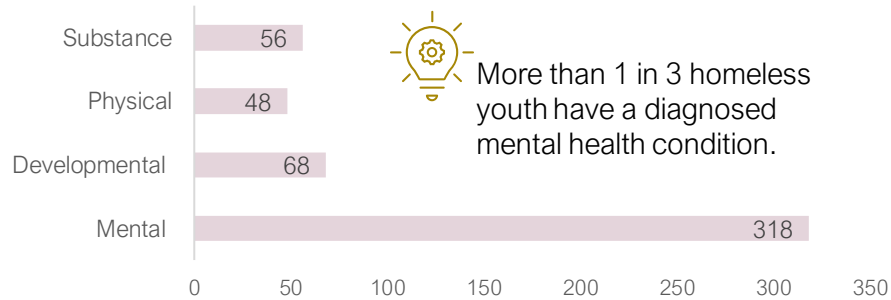
Disability (N=905)



Foster Care/Juvenile Justice (N=244)



Common Disability Types Reported (N=383)



More than 1 in 3 homeless youth have a diagnosed mental health condition.

Opportunities for Improvement:

Domestic Violence

- Incorporate trauma-informed care, screening and assessment for relationship abuse, and safety planning in all youth programming.

LGBTQ:

- Build supports affirming and specifically addressing the needs of LGBTQ+ youth.

Mental Health & Substance Use:

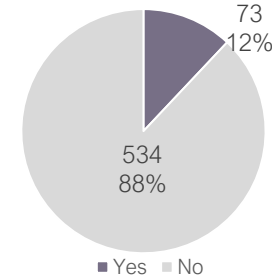
- Improve access to adequate mental health and substance use treatment through community partnerships and warm handoffs and/or by hiring licensed professionals to work directly with homeless and at-risk youth.

Foster Care/JJ:

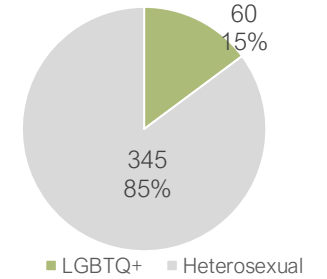
- Develop a Systems Connector position to engage youth and staff in other systems and provide tailored connections across multiple intersecting systems.
- Create housing models for youth transitioning out of institutions that provide trauma-informed, developmentally-appropriate housing and support services.

At-Risk

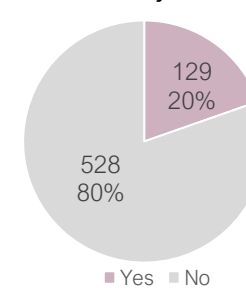
Domestic Violence (n=607)



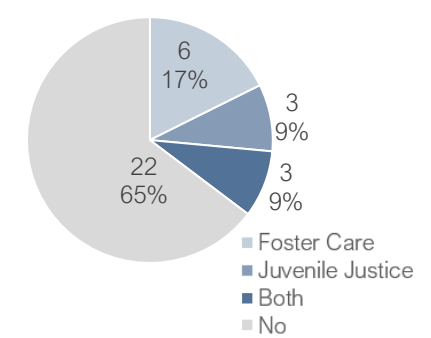
LGBTQ+ (N=405)



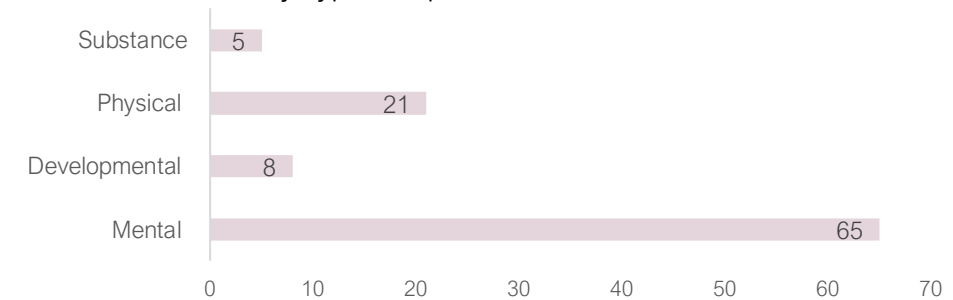
Disability (N=657)



Foster Care/Juvenile Justice (N=34)



Common Disability Types Reported (N=129)



Data Limitations: Foster care history, juvenile justice history, and sexual orientation data is only captured on a subset of the youth (i.e., those served by youth-dedicated projects). It is likely that the actual percentage of LGBTQ youth is higher than what is reflected in the data, as sexual orientation is collected at entry and some youth are not comfortable sharing this information.

Youth Income & Employment Needs

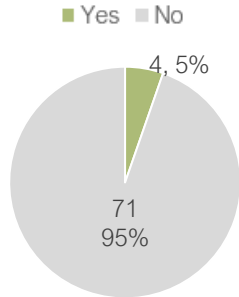




A 2017 report issued by the Michigan League for Public Policy states that the average single person needs to make \$2,002/month and the average single parent needs to make \$4,330/month just to make “ends meet” in Detroit, yet the average monthly income for homeless youth in the area is significantly less.

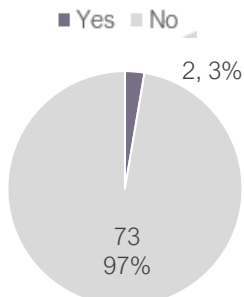
Homeless

Income (Any Source)



Under 18

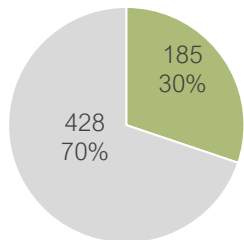
Employed



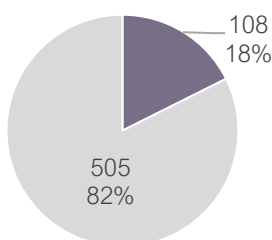
Under 18

Avg. Monthly Income

\$637/mo.

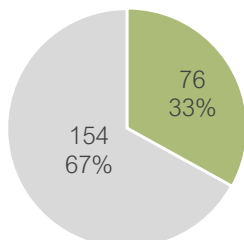


18-24

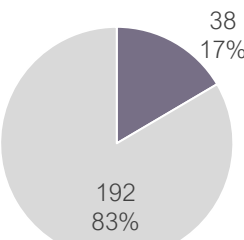


18-24

\$932/mo.



Parenting



Parenting

\$878/mo.

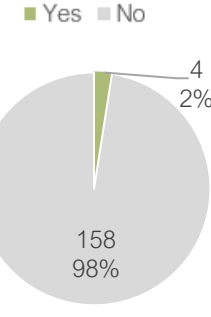


Opportunities for Improvement:

- Continue to build upon the existing partnership with Detroit At Work and connect youth to Detroit’s workforce development programs using “warm handoffs”.
- Address employment barriers related to childcare, transportation, professional development training and access to work-mandated clothing, tools and supplies.
- Continue to offer life skills training opportunities in the areas of employment and money management.
- Assist youth in exploring other opportunities for income and employment such as:
 - SSI/SSDI Outreach, Access and Recovery (SOAR)
 - Michigan Rehabilitation Services
 - Entrepreneurship
 - Military enlistment options
 - College scholarship opportunities

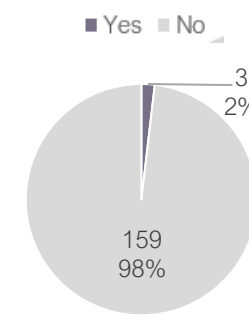
At-Risk

Income (Any Source)



Under 18

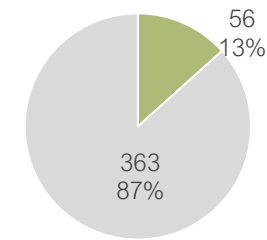
Employed



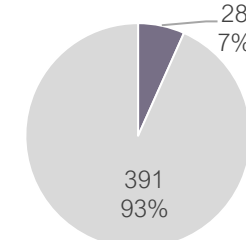
Under 18

Avg. Monthly Income

\$343/mo.

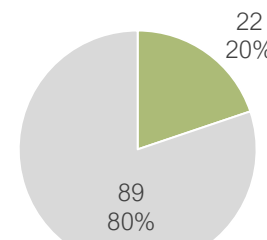


18-24

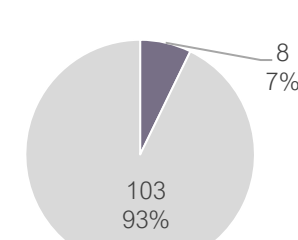


18-24

\$882/mo.



Parenting



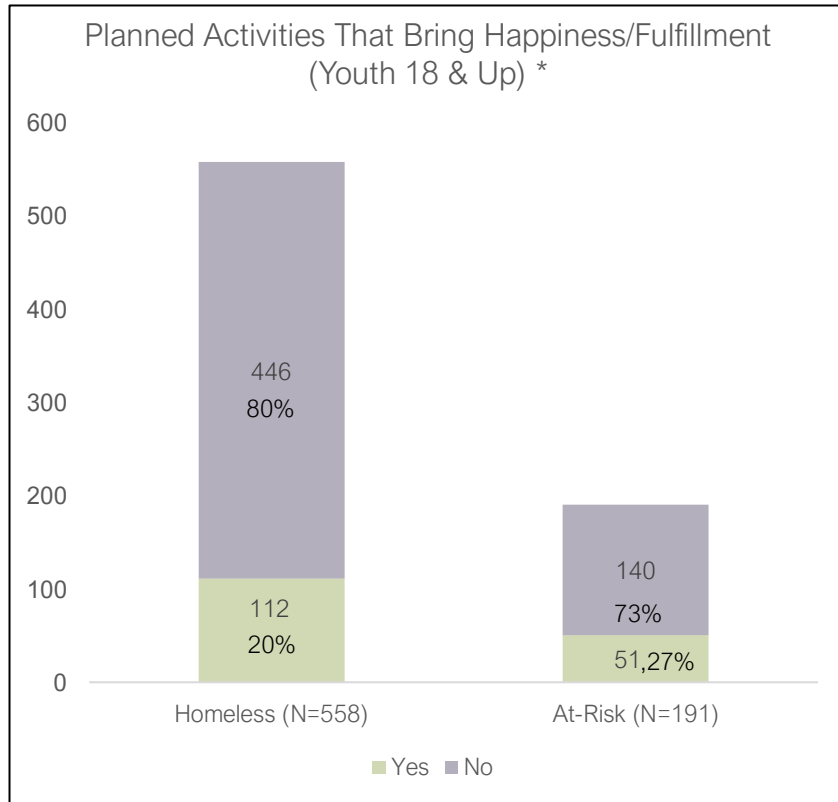
Parenting

\$802/mo.

Youth Social & Emotional Well-Being Needs

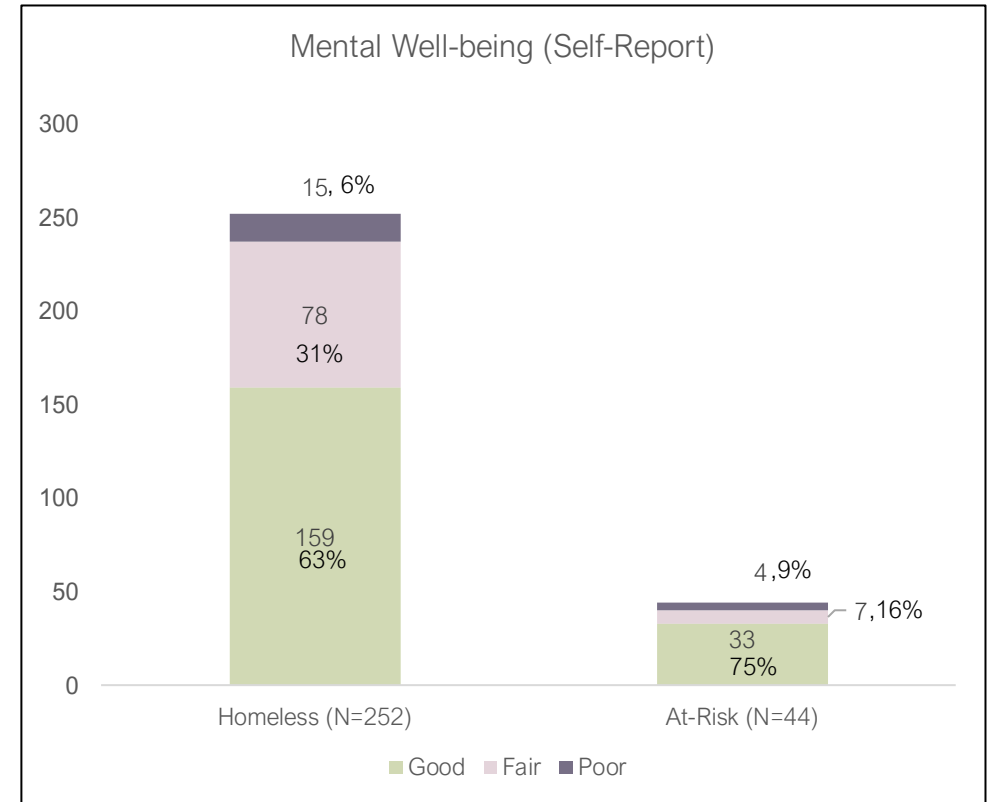


Social & Emotional Well-Being



Opportunities for Improvement:

- Improve opportunities for peer-support, mentorship, and engagement with other youth.
- Create and promote social and recreational opportunities for homeless and at-risk youth that encourage and support positive youth development.



* Data not collected on youth under 18.

Youth Housing Needs



Benefits of Targeted Youth Interventions



Youth receiving targeted, youth-dedicated, interventions have a higher likelihood of exiting to permanent housing in a shorter amount of time as compared to those served in adult/mainstream projects.

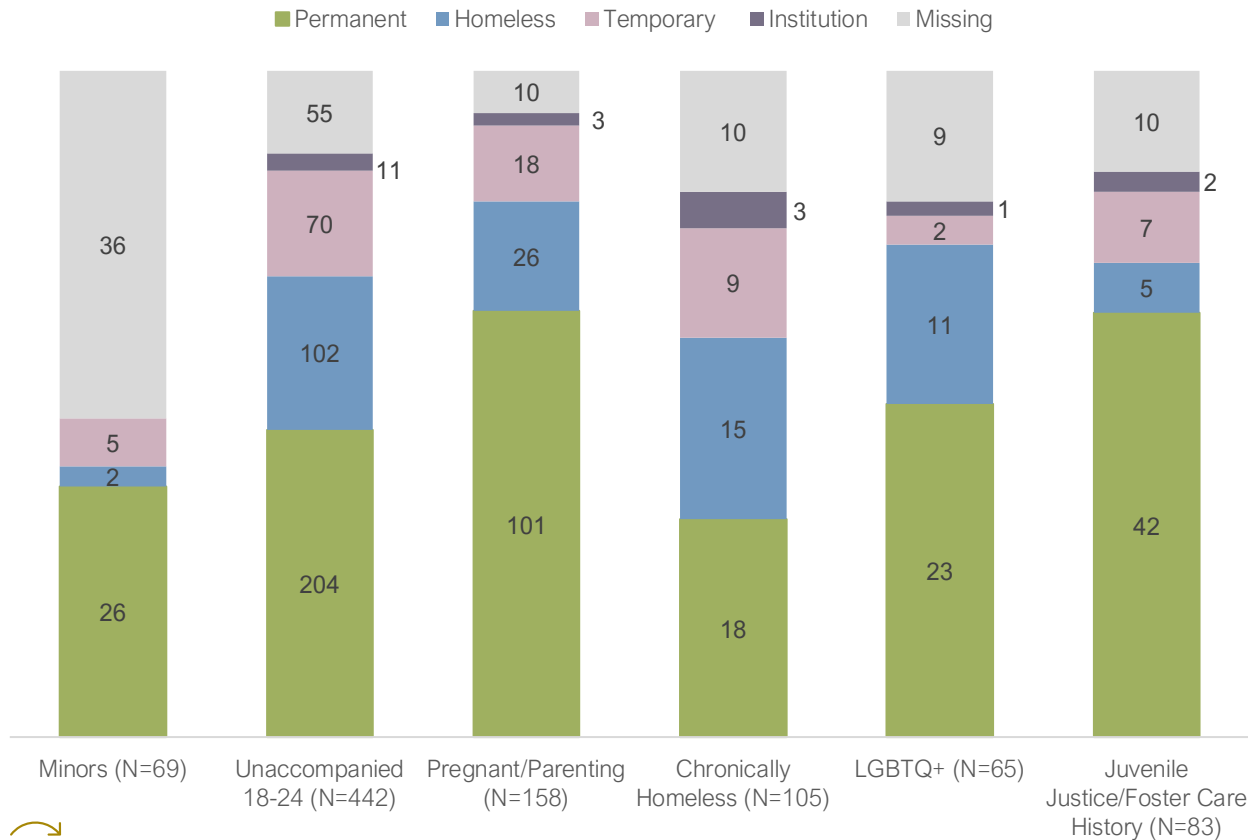
EMERGENCY SHELTER	YOUTH DEDICATED PROJECTS	ADULT PROJECTS
Avg. Length of Stay in Project	30 days	27 days
% Exiting to Permanent Housing	58%	43%
TRANSITIONAL HOUSING	YOUTH DEDICATED PROJECTS	ADULT PROJECTS
Avg. Length of Stay in Project	169	239
% Exiting to Permanent Housing	83%	80%
RAPID RE-HOUSING	YOUTH DEDICATED PROJECTS	ADULT PROJECTS
% Housed in RRH Unit	93%	83%
Avg. Days to Housing Move In	41	52
Avg. Length of Stay in Project	314	359
% Exiting to Permanent Housing	100%	95%

CY2020 outcome comparison youth served in youth dedicated projects vs. those served in adult homeless projects.

Homeless Youth Discharge Destinations by Subpopulation

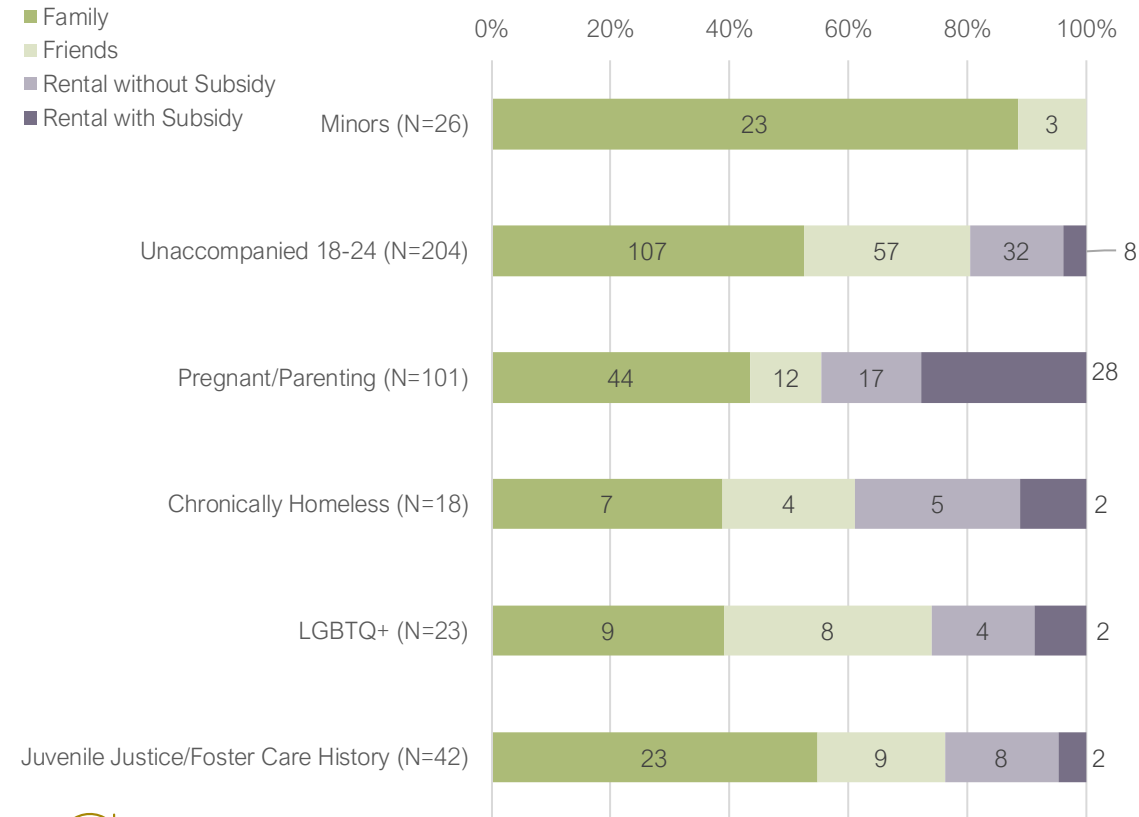
CY2020

Youth Discharge Destination Rates



Opportunity for Improvement: Improve client engagement and discharge planning to reduced of the number of youth exiting to unknown destinations.

Permanent Housing Destination Breakdown



Opportunity for Improvement: Strengthen family-mediation and reunification supports and ensure services are available to all youth, including those served in adult projects.

Youth Dedicated Housing/Shelter Availability

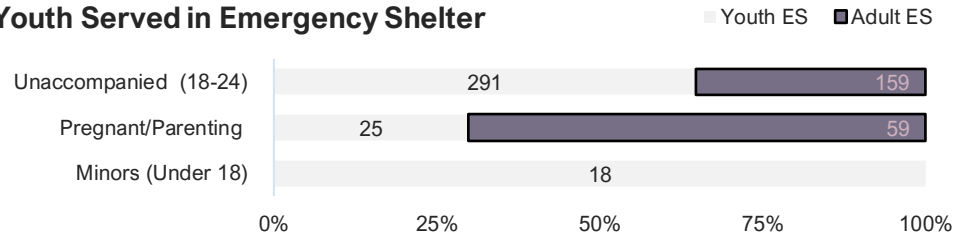
CY2021

Youth Dedicated Shelter Beds (N=47)			
Population	Bed Capacity	Avg. Utilization	Target Population
Minors Under 18	4	19%	Females 15-17
Unaccompanied 18-24	34	83%	(30) All unaccompanied 18-24 (4) Female Only 18-21
Pregnant/Parenting	9	44%	Females 18-21 & their children
Youth Dedicated Transitional Beds (N=73)			
Population	Bed Capacity	Avg. Utilization	Target Population
Minors Under 18	4	13%	Females (16-17)
Unaccompanied 18-24	22	103%	(20) All unaccompanied 18-21 (2) Female Only 18-21
Pregnant/Parenting	47	90%	Female 18-21 & their children
Youth Dedicated Rapid Re-Housing Beds (18 & Up) (N=130)			
Population	Total Units (2021)	Target Population	
Unaccompanied 18-24	95	All unaccompanied 18-24	
Pregnant/Parenting	35	Parenting youth 18-24 & their children	



Due to lack of bed capacity, some older youth must be referred to adult/mainstream projects. These youth are often denied the opportunity to receive the targeted interventions that increase their likelihood of success.

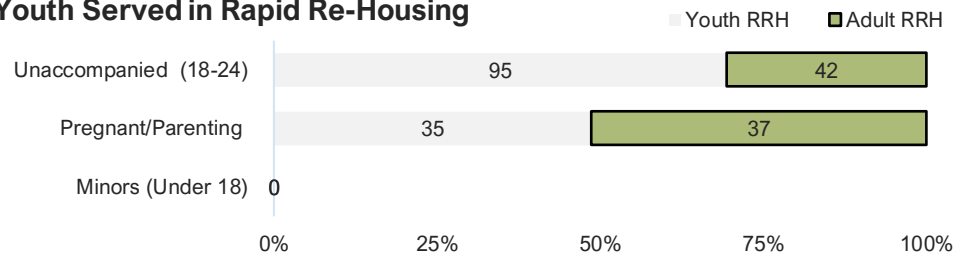
Youth Served in Emergency Shelter



Youth Served in Adult Shelters

Gender	18-24	Parenting
Female	66 42%	46 78%
Male	91 57%	13 22%
Transgender/ Gender NC	2 1%	0 0%

Youth Served in Rapid Re-Housing



Youth Served in Adult RRH

Gender	18-24	Parenting
Female	16 38%	34 92%
Male	25 60%	3 8%
Transgender/ Gender NC	1 2%	0 0%

Opportunity for Improvement:

- Increase availability of youth-dedicated shelter & housing.
- Lower barriers youth face in shelter and build in supports affirming and specifically addressing the needs of LGBTQ+ youth.
- Evaluate existing referral processes to ensure youth have access to targeted interventions whenever possible.
- Develop creative housing models (e.g., host homes or cooperative housing).



Rapid Re-Housing Note: Only 1 of the 4 youth-dedicated RRH projects was in operation the full year, the other three began operations

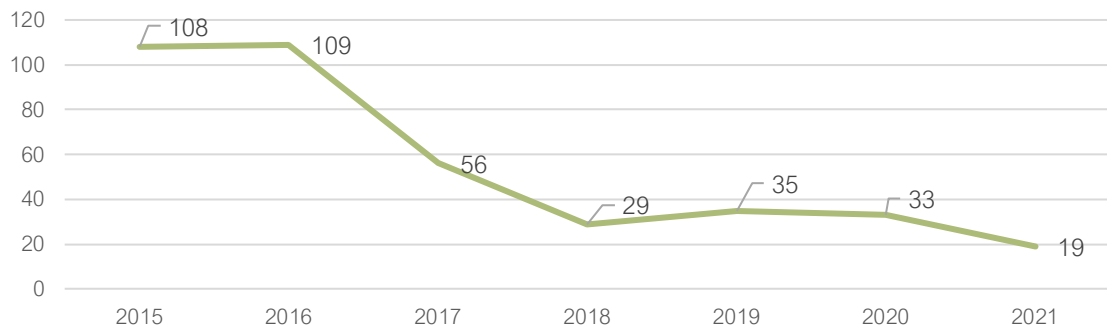
- Project 2 started in Q1 2021, serving 15 households [(12) 18-24 | (2) parenting].
- Project 3 started in Q2 2021, serving 57 households [(47) 18-24 | (10) parenting].
- Project 4 started in Q3 2021, serving 16 households [(10) 18-24 | (6) parenting].

Transitional Housing Note: Information on youth served in adult transitional housing is not included since adult transitional housing resources are limited and primarily focused on serving veterans, refugees seeking asylum, and victims of domestic violence.

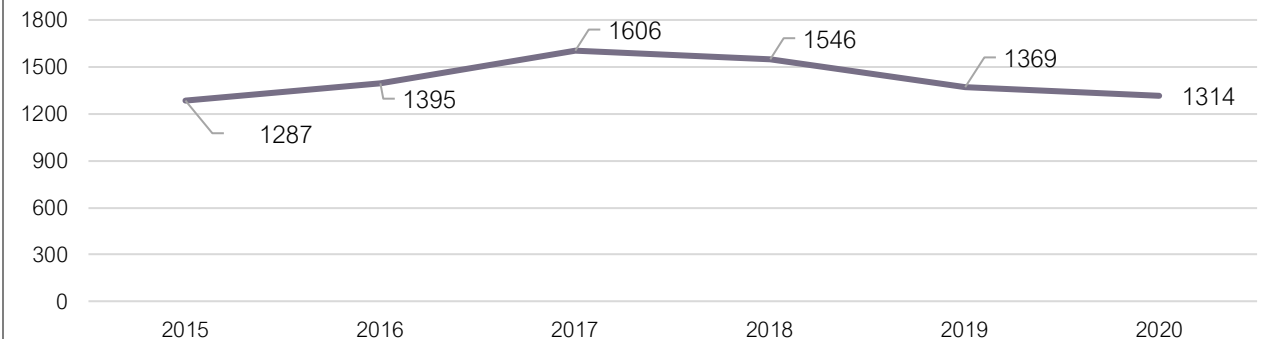
Emergency Housing for Minors Under 18

There are limited emergency housing options available in Detroit for youth under the age of 18. Bed availability was significantly reduced in 2016-2017 when two of the three projects discontinued services. Eligibility for the remaining beds is currently limited to females between the ages of 15-17. As a result, youth are often referred to services outside of Detroit or placed in foster care if other housing options cannot be identified.

Detroit Minors Served in Youth Dedicated Shelter and Transitional Housing Projects



Child Welfare Out of Home Placements in Detroit Children Under 18



Source: Kids Count Data Center <https://datacenter.kidscount.org/>

Opportunity for Improvement:

- Expand emergency housing options for minors under 18 by:
 - Recruiting more youth providers.
 - Securing additional funding (e.g., Basic Center grants, local funding, etc.).
 - Offering training and technical support related to host home recruitment, and licensing requirements.
 - Create more opportunities for youth to secure temporary respite/shelter while receiving family mediation and reunification supports.
- Increase availability of transitional housing for youth ages 16-17.

Common Ground Sanctuary, a 24-hour shelter for youth aged 10-17 located in Oakland County, reported a **4-year average of 37% of all youth served originated from Detroit**. Prior to that only 18-20% of referrals came from Detroit.

Common Ground served **26 Detroit youth in FY2020 and 18 Detroit youth in FY2021**. This number likely would have been higher had the agency not reduced its bed capacity down to 40% due to Covid-19.

Source:
David Permaloff, Data Analyst
Common Ground Sanctuary

Coordinated Access

CY2021

CAM Access
CY2020 Total Calls by Outcomes
For Reference

Total Calls: 63,691

Call Outcomes

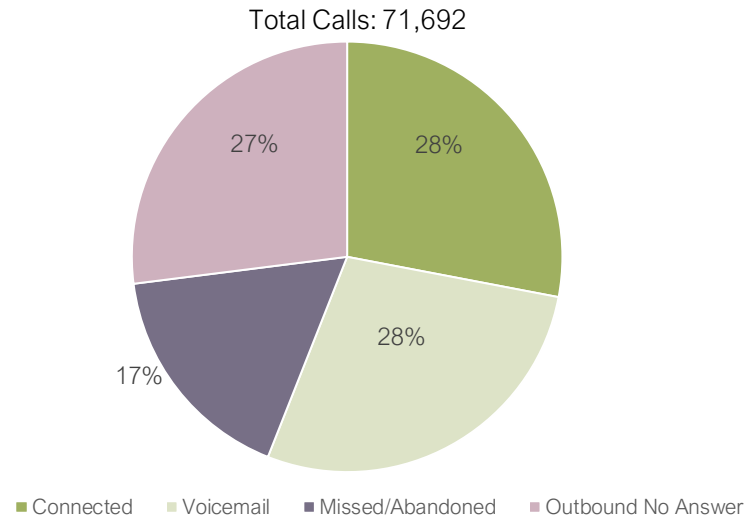
Connected: Call was answered by CAM staff, includes outbound automatic callbacks.

Missed/Abandoned: Call was unanswered by CAM staff or caller disconnected call while waiting to be connected to CAM staff.

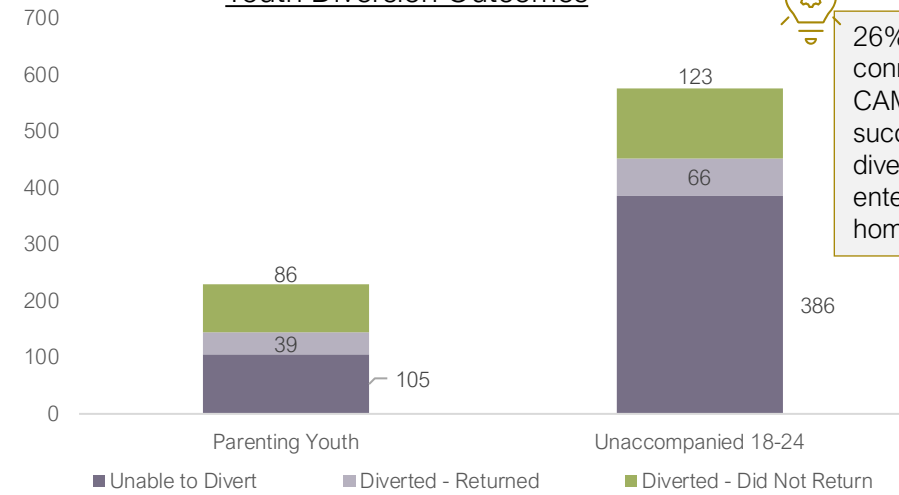
Voicemail: Caller left voicemail. All voicemails are returned by CAM staff.

Outbound No Answer: Call requested automatic callback but did not answer when CAM staff called.

CY2021 Total Calls by Outcomes



Youth Diversion Outcomes



26% of youth that connected with CAM Access were successfully diverted from entering Detroit's homeless system.



Minors under 18 are referred directly to youth-dedicated projects, they do not currently follow the same coordinated access protocol as adults.



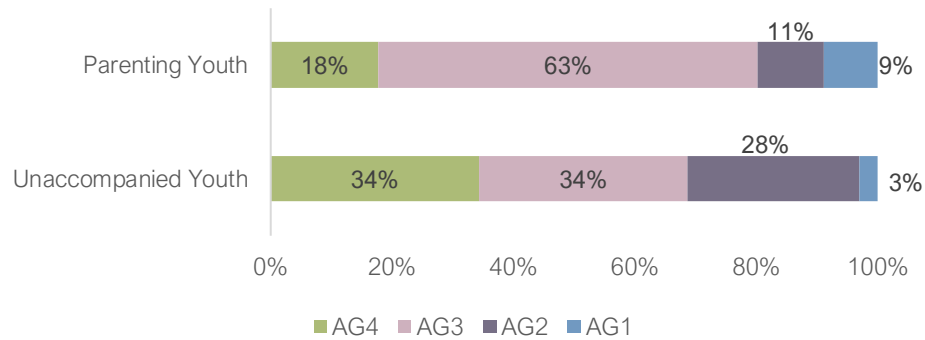
Opportunities for Improvement:

- Work with youth service providers more formally to use CAM
- Improve CAM Access points and hours
 - Reduce call wait times
 - Consider adding a separate phone line and dedicated staff to better address the needs of youth, while simultaneously reducing the burden on the main call line.
 - Add Access Points in youth drop-in centers and/or cross-train drop-in center staff to assist with diversion, screening, and intake processes.

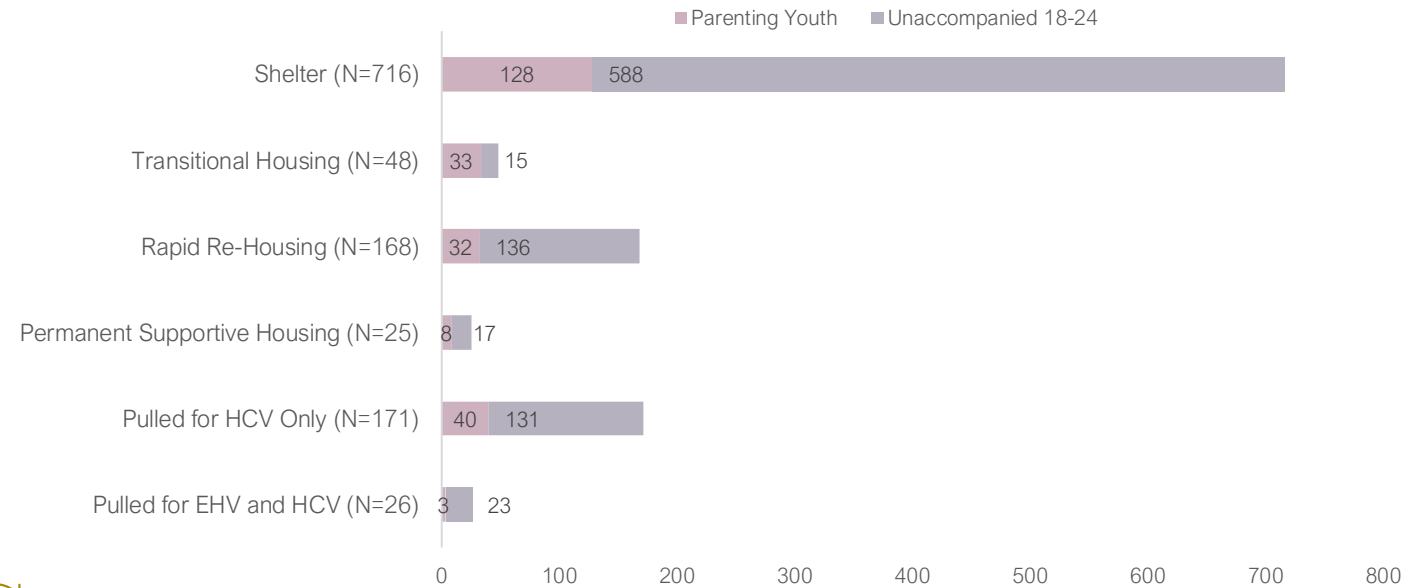
Housing Navigation and Referrals

CY2021

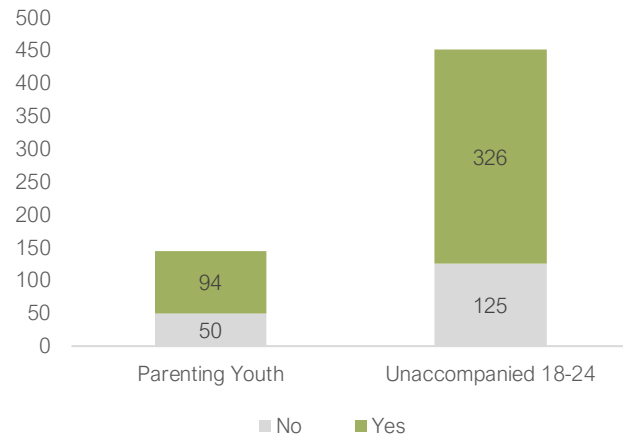
Distribution of Acuity Groups by Household Types



Youth Shelter & Housing Referrals



Youth Connected to Housing Navigation



71% of youth entering Detroit's homeless system were connected with a housing navigator.

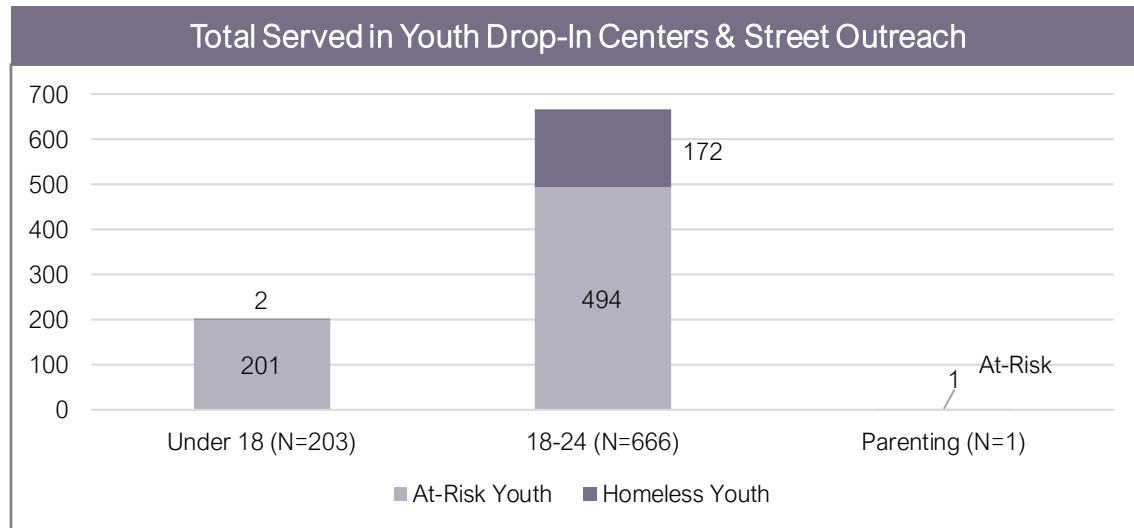
Opportunities for Improvement

- Reevaluate the existing prioritization process, consider prioritizing youth separately from the overall population.
- Offer youth-specific housing navigation that includes landlord engagement.
- Ensure all youth have access to some form of housing navigation support.
- Reduce wait times for housing supports.

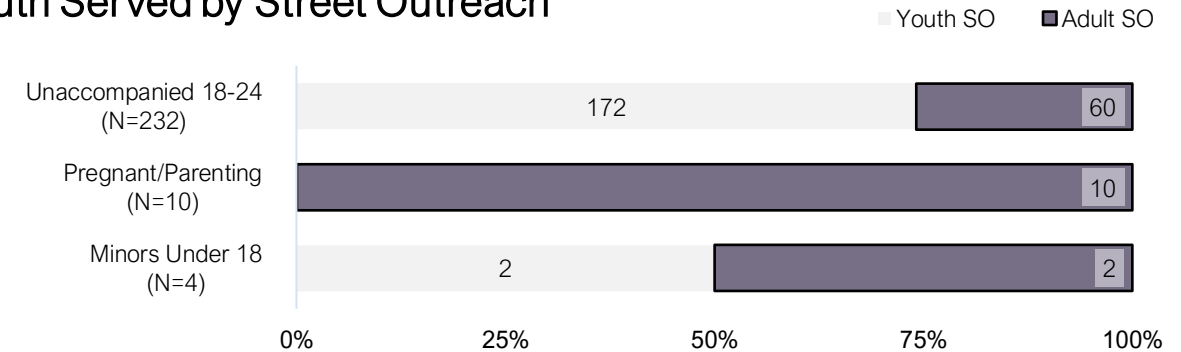
Street Outreach

CY2021

Youth-Dedicated Outreach		
Youth (RHY) Provider	Project Description	Target Population
Alternatives for Girls	Drop-In Center/Street Outreach	Youth ages 15-21
Covenant House	Drop-In Center/Street Outreach	Youth under the age of 22
Ruth Ellis	Drop-In Center/Street Outreach	Youth and adults ages 13-30



Youth Served by Street Outreach*



*The Street Outreach numbers listed above only include youth that are literally homeless. The numbers do not reflect at-risk youth served by RHY outreach projects.



While youth outreach projects provide some formal street outreach, most youth access services via drop-in centers. Of those youth served, 80% are doubled-up or otherwise at risk of homelessness.



Opportunities for Improvement:

- Expand formal (youth-dedicated) street outreach services to target youth residing in places not meant for human habitation.

Supportive Services

The information in the following table was taken from the Michigan Homeless Youth and Runaway (HYR) 2017 Annual Report.

It provides an overview of the specific services that youth received statewide while participating in state-funded youth prevention, shelter and transitional living programs during FY2017.

While the information below is not exclusive to Detroit, Wayne County was one of the largest contributors to the dataset.

Service Type:	Prevention	Basic Center Shelter	TLP	All HYR Services
Transportation	82%	71%	96%	68%
Counseling (Individual)	94%	75%	78%	56%
Education Assistance	75%	44%	67%	43%
Info Regarding/Assistance Accessing Services	43%	39%	64%	43%
Independent Living Skills (ILS)	75%	65%	96%	38%
Counseling (Group)	73%	66%	49%	36%
McKinney-Vento Resources	73%	48%	25%	35%
Counseling (Family)	84%	53%	29%	29%
Aftercare	55%	46%	38%	28%
Mental Health Services	75%	39%	42%	25%
Medical/Dental Related Services	71%	32%	55%	21%
Employment Support	22%	8%	80%	20%
Participation in Comm. Services/Service Learning Activities	67%	19%	53%	18%
Survival Kits	2%	1%	15%	11%
Specialized Services for Highly Vulnerable Youth	6%	4%	20%	11%
Help Obtaining ID Documents	6%	4%	55%	10%
Help Obtaining Other Important Records	14%	5%	49%	8%
Landlord/Tenant Leasing Training	0%	1%	27%	3%
Startup Goods	0%	0%	9%	1%
First Month's Rent	0%	<1%	7%	1%
Security Deposit	0%	0%	2%	<1%

*Service summary information includes services provided during the clients' stay in the program, as well as services provided after exit. Information is captured at the time of the 90-day follow-up. The percentages above are based on 716 follow-ups completed during FY2017.